



World-Class IEC & NEMA Terminal Blocks



Solutions


Simplify Your Panel Wiring

c3controls' IEC and NEMA terminal blocks are both innovative and user-friendly. World-class in quality, they are simple to install and are color-coded for easy circuit identification. From standard feed-through spring clamp or screw clamp to disconnect, fuse holder, and power distribution terminal blocks, we've got a solution to simplify your wiring and enhance your panel quality while saving on valuable installation time.




Heavy-Duty Construction

We construct the housing bodies and clamping parts from materials that consistently perform in the most demanding applications. Our housings are molded from unbreakable thermoplastic. And we use metal bodies made from quality zinc plated brass and electrolytic copper for flawless conductivity and minimal corrosion.




Wide Range of Operation

Multiple termination constructions available in screw clamp, spring clamp and miniature rated from 25 - 230 amperes, in sizes from 5mm - 25mm, and come in a variety of styles and colors to ensure that your wires are visually grouped for safety and convenience.




Multiple Wire Sizes

Our IEC terminal blocks accept wires as small as 0.5mm² (24 AWG) and as large as 120mm² (4/0 AWG). NEMA terminal blocks accommodate #22 to two #12 AWG wires (0.5mm - 4mm²).




Vibration Resistant

Our corrosion resistant zinc plated clamping system combined with the pre-loaded 302 stainless steel spring clamps hold the wire securely against the current bar and won't loosen, even in high vibration applications.




Ease of Installation

Our snap-on, rugged DIN rail mounting foot is designed to easily and securely attach terminal blocks.




Convenient Design

Wiring to the terminal blocks is made easy by unobstructed access to terminals. The funneled wiring entry with finger safe IP20 terminals simplifies wiring for fast and easy installation. Our spring clamp terminal blocks offer the convenience of top wiring and our screw clamp terminal blocks feature captive terminal screws that will not fall out during wiring and are recessed to avoid accidental contact.



Quick Circuit Identification

Color-coded blocks and terminal marking system allows for fast and easy circuit identification. Blank, custom, and standard markers are available.



Easy Customization

Because you can assemble any combination of terminal blocks next to one another on the same mounting rail, you can easily add or remove individual blocks without disturbing adjacent blocks.




Wide Range of Accessories

Accessories such as circuit bridges, end plates, partition plates, and markers, to name a few, make our line of IEC and NEMA terminal blocks a flexible alternative to any feed through wiring or power distribution application.

Range


The Perfect Range of Terminal Blocks

We offer a wide range of IEC and NEMA terminal blocks from 5mm - 25mm in screw clamp, power distribution, and IEC spring clamp that have ratings from 20A to 232A and that meet UL, CSA and CE standards.



IEC TERMINAL BLOCKS

- Configurations available in both screw clamp and spring clamp connections
- Available from 5mm - 25mm with ratings from 20A to 232A
- Accepts wires as small as 0.5mm² (24 AWG) and as large as 120mm² (4/0 AWG)
- A variety of color-coded blocks for easy circuit identification
- Multi-conductor terminals available, and can be bridged to standard feed-through terminals of the same conductor size



NEMA TERMINAL BLOCKS

- Screw clamp connections rated 600V from 25A to 50A
- Accommodates #22 to two #12 AWG wires (0.34mm-4mm²) per terminal
- Available in feed through, fusible, and disconnecting from 15A to 50A
- A variety of color-coded blocks for easy circuit identification



POWER BLOCKS

- Configurations available in both IEC and NEMA
- Rated 600V AC/DC and available in 80A (IEC) and 115A to 175A (NEMA)
- IEC: 3 lines in and 4 lines out
- NEMA: 1 line in and 1 line out or 1 line in and 4 lines out
- Designed for either base or DIN rail mounting



ACCESSORIES

- A wide range of complementary accessories to any wiring application
- Terminal marking strips and group markers in a variety of widths available in blank, standard or custom printed
- Plotter system with simple plug-and-play compatibility
- Insulated circuit bridges in up to 10 positions to easily cross connect between multiple terminals and free up valuable wiring space and reduce assembly time


Engineered to a Higher Standard

Engineered for durability and easy installation, c3controls' line of IEC and NEMA terminal blocks deliver easy installation and distinct functionality and reliability in applications exposed to high impact, shock and vibration.




Proven

We've designed our IEC spring clamp, and IEC and NEMA screw clamp terminal blocks to satisfy the strict specifications of third party certification organizations — UL, CSA and IEC—making them suitable for use in installations worldwide.




Feed-Through

Feed through terminals are perfect for most any application and can be utilized with our excellent marking system as well as jumpers and bridges to meet your requirements.




Grounding Terminals

DIN Rail grounding terminal blocks use the rail as a bus bar, automatically distributing ground potential to other grounding blocks. This eliminates grounding studs and wire lugs, saving you on valuable installation and wiring time.




Multi-Conductor Terminals

Eliminate conventional cross connections, looping wires and reliability problems encountered when connecting two wires in one clamp. The terminals provide multiple connection points in the terminal itself, and the possibility of further multiplication of connections with circuit bridges.



Double-Level Terminals

Double-level terminals facilitate higher termination density without the need to increase the length of the mounting rail. Jumping between terminal blocks can be done at both levels with the circuit bridges. Both levels of the terminal block can also be labeled with terminal block markers. The WTB2-W4DDB internally shorted double level terminals are useful for distribution applications using circuit bridges on the lower level.




Triple-Level Terminals

Triple-level terminals with LED indication are ideal for control systems with three wire DC sensors and actuators. These triple-level terminals simplify high density wiring and termination. In applications where switching indication is required, we offer terminal blocks with built-in LED indication.



Fuse Protection

Fuse holder terminals provide the convenience of protection to electrical and control systems. The fuse holder terminals have a hinged fuse carrier that allows the fuse to be easily engaged or disengaged. Options available with LED indication or a tin-plated brass link for disconnecting means, which can be used as an alternative to our knife disconnect terminal block.




Convenient Isolation of Control Circuits

Disconnect terminal blocks provide a convenient means for isolating and disconnecting control circuits. IEC style includes a hinged carrier with a tin plated brass link, or a hinged lever operating a knife contact. All screw terminals of the disconnect terminal blocks have special screw heads which accept test probes.



Power Distribution

Our modular line of NEMA and IEC power blocks are rated 600V and offer the convenience of either base or DIN Rail mounting. NEMA blocks available in 115A and 175A and our IEC blocks offer a maximum current rating of 80 amperes.



Marking Solutions

c3controls' terminal block marking solution provides excellent quality permanent ink marks, with factory direct custom or standard markers. Plotter systems are also available to provide a full marking solution on site.



NEMA-Style Terminals

NEMA terminal blocks available in a wide range of feed through, fusible, and disconnecting from 15 - 50 amperes, and power blocks rated 600V from 115 - 175 amperes.

GET THE MOST OUT OF OUR COMPLETE LINE OF TERMINAL BLOCKS.

Download resources, request a catalog, and configure products!

SHOP NOW:
www.c3controls.com/terminal-blocks