


# MOTOR PROTECTION **CIRCUIT BREAKERS**




## SERIES 330 PRODUCT PROFILE

c3controls Series 330 Motor Protection Circuit Breakers provide reliable overload and short circuit protection and are ideal for use in group motor installations—providing space, labor and cost savings. For the simplest applications, they can also be used by themselves as manual motor controllers.

### DELIVERING SUPERIOR PRODUCT QUALITY AND MANUFACTURING EXCELLENCE

✓ <b>Proven</b>	Our Series 330 Motor Protection Circuit Breakers are UL Listed and CE marked meeting global standards requirements. 
✓ <b>Self-Protected</b>	Our self-protected devices eliminate the need for upstream fuses and circuit breakers, and they provide reliable motor protection.
✓ <b>Compact</b>	Only 45mm (1-49/64") wide up to 20HP @ 460V (15kW @ 400V) in both thermal and magnetic and magnetic only versions.
✓ <b>Wide Variety of Accessories</b>	Including standard auxiliary contacts, trip indicating auxiliary contacts, shunt and undervoltage release modules, and many wiring accessories such as commoning links and feeder terminals for easy distribution of power to multiple motor protection circuit breakers.
✓ <b>Modular Design</b>	Modular design allows Series 330 Motor Protection Circuit Breakers to be easily used with the complete range of Series 300 Contactors and accessories.
✓ <b>Easy to Install</b>	35mm DIN rail mounting for fast and easy installation and removal, or panel mounting with mounting feet for more secure installation in high shock and vibration applications.
✓ <b>Visible Markings</b>	High visibility labels and markings; dual IEC and NEMA terminal markings for ease of wiring anywhere in the world.
✓ <b>Space Savings</b>	Control panel sizes can be reduced because the short circuit protection provided by the Series 330 enables individual motor branch circuit fuses or circuit breakers and overload relays to be eliminated.
✓ <b>Added Safety</b>	IP20 guarded terminals with dual terminal markings prevent accidental contact with live parts.
✓ <b>Lifetime Warranty*</b>	Every product is backed by our lifetime warranty—unmatched in the industry—bringing you quality components that perform in the most demanding applications.
✓ <b>Guaranteed Same-Day Shipping*</b>	Product availability reduces inventory, and improves cash-flow—saving you money. With c3controls any order for standard catalog items received by 6:00pm ET is guaranteed to ship same-day.
✓ <b>Advantage Pricing</b>	Our approach to product development, manufacturing, and focus on servicing the OEM and Electrical Equipment Builder reduces cost. The result—the best value in the industry.

\*See c3controls Terms & Conditions



### UNIQUE PRODUCT LINE FEATURES

#### Multi-Function Device

- Our Series 330 MPCBs are certified as Manual Motor Controllers Suitable as Motor Disconnects, can be used in Group Motor Installations, and can be used to manually control individual motors and protect them against overload and short circuit currents.

#### Self-Protected

- Listed as a UL 60947-4-1A Type E self-protected combination Manual Motor Controller for circuits capable of delivering up to 50kA @ 460V.

#### High Fault SCCR

- High fault short circuit current rating of 50kA @ 480V provides safety and reliability in high fault applications.

#### Seamless Compatibility

- The modular design of our Series 330 MPCB allows for direct mounting onto Series 310 (9A to 40A) AC/DC Contactors and Series 300 and 310 AC/DC Miniature Contactors.

#### Adjustable Current Setting

- Full load current adjustment ratio enables overload relay to be set to exact FLA of motor. Provides phase protection for the motor against overload currents.

#### Snap-On Accessories

- Snap-on accessories are easily installed without the use of tools, lowering assembly and installation costs.

**LIFETIME WARRANTY SAME-DAY SHIPPING ADVANTAGE PRICING**

**c3controls®**

PO Box 496 • Beaver, PA 15009  
724.775.7926 • www.c3controls.com

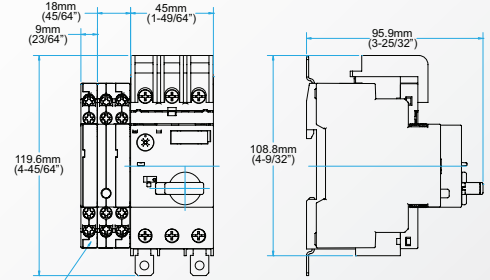
## SPECIFICATIONS

	UNITS	
<b>ELECTRICAL GENERAL</b>		
Rated Operating Current	A	32
Current Setting Range ①	A	0.1 ~ 32
Magnetic Trip Current	A	13x Rated Operating Current
Power Operating Frequency	Hz	50/60
Electrical Life	Ops.	100,000
Max. Operating Rate	Ops./Hr.	15
<b>ELECTRICAL UL/CSA APPLICATIONS</b>		
Rated Operating Voltage, Ue	VAC	600
<b>RATED 1 PHASE OPERATING POWER, Pe</b>		
115V	HP	2
230V	HP	5
<b>RATED 3 PHASE OPERATING POWER, Pe</b>		
200V	HP	10
230V	HP	10
460V	HP	20
575V	HP	25
<b>MANUAL MOTOR CONTROLLER, MAX. SHORT CIRCUIT CURRENT ②</b>		
@ 480V	kA	50
@ 600V	kA	25
<b>MANUAL MOTOR CONTROLLER IN GROUP INSTALLATIONS, MAX. SHORT CIRCUIT CURRENT ②</b>		
@ 480V	kA	50
Max. Fuse ③	A	450
@ 600V	kA	25
Max. Fuse ③	A	450
<b>MANUAL MOTOR CONTROLLER SUITABLE FOR TAP CONDUCTOR PROTECTION IN GROUP INSTALLATIONS, MAX. SHORT CIRCUIT CURRENT</b>		
@ 480V	kA	50
Max. Fuse ③	A	450
@ 600V	kA	25
Max. Fuse ③	A	450
<b>MECHANICAL</b>		
Mechanical Life	Ops.	100,000
<b>ENVIRONMENTAL</b>		
Ambient Operating Temp.	°C / °F	-20 to 60 / -4 to 140
Ambient Storage Temp.	°C / °F	-50 to 80 / 58 to 176
Altitude	m / ft.	2,000 / 6,562
Shock	g	15
<b>ROHS COMPLIANCE</b> For RoHS compliance documentation by product, refer to <a href="http://www.c3controls.com">www.c3controls.com</a> .		
① 330-T25S only.		
② Not to exceed the max. fuse/circuit breaker size, per the National Electrical Code.		

For complete ratings and detailed specifications refer to [www.c3controls.com](http://www.c3controls.com).

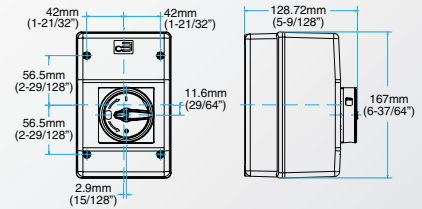
## DIMENSIONS

### Type E Construction



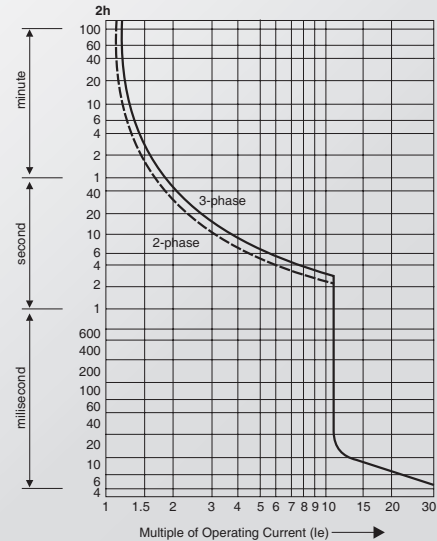
SIDE MOUNTED AUXILIARY NOT REQUIRED FOR TYPE E CONSTRUCTION

### Enclosure (Frame Size 2)



## TRIP CHARACTERISTICS

### Series 330-T25S



For magnetic only curve, refer to [www.c3controls.com](http://www.c3controls.com)

## PROVEN

### Conformity to Standards:

UL 508, 60947-4-1A  
CSA C22.2 No. 14  
IEC 60947-1, 60947-4-1

### Certifications:

UL File #: E187641 (Guide NLRV, NLRV7),  
E312106 (Guide NKJH, NKJH7)  
CE Marked (per EU Low Voltage Directive  
2006/95/EC and RoHS Directive  
2011/65/EU)



Visit [c3controls.com](http://c3controls.com) to download product certifications.

