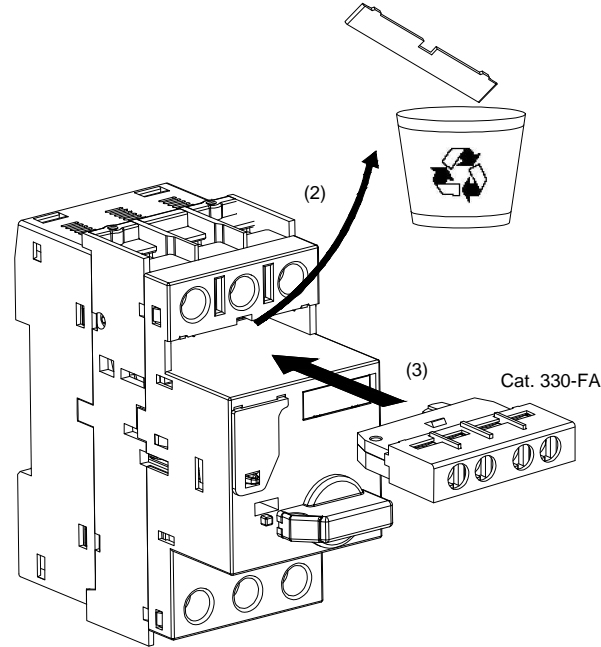
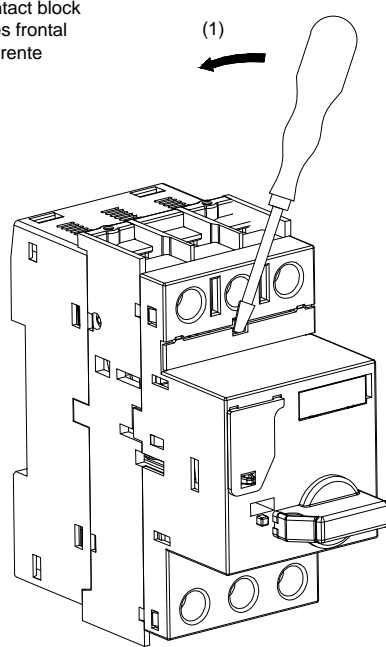


Assembly Instructions  
 Instrucciones de Montaje  
 Q•d~ 8/ ^• Å^Á [ ] œ ^ {  
 (Cat. 330-FA)

Front mountable auxiliary contact block  
 Bloque de contactos auxiliares frontal  
 Bloco de contatos auxiliares frente

Mounting  
 Montaje  
 Montagem

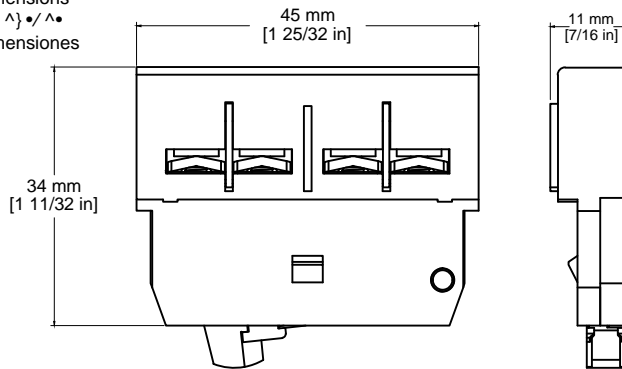
Cat. 330-T25,  
 330-M25



**WARNING:**  
 Disconnect power before proceeding with any work on this equipment. Installation and maintenance by technical personnel only. Install products in accordance with the operation instructions and the NEC (U.S. National Electrical Code) regulations or local applicable codes and standards.

**AVERTISSEMENT :**  
 Débranchez le pouvoir (la puissance) avant la suite de n'importe quel travail sur cet équipement. Installation et maintien par personnel technique seulement. Installez des produits conformément aux instructions d'opération et le NEC (le Code Électrique national américain) des règlements ou des codes applicables locaux et des normes.

Dimensions  
 Qā ^} / ^•  
 Dimensões



Thank You for choosing  
**c3controls**<sup>®</sup>

Product Installation Data can be downloaded  
 from our website, [www.c3controls.com](http://www.c3controls.com)