



# Terminal Blocks - High Density Markers




## Marker Orientation

Markers can be oriented in horizontal and vertical positions and printed in uppercase and lowercase styles.

Horizontal



Vertical



Uppercase



Lowercase



## Marker Strips

Custom printed or blank, the HDTB-M quick marker strips are ideally designed to fit blocks of certain widths. An entire strip of markers can be installed at the same time without having to separate the markers, reducing labor and installation time. The Quick Marker Strip Product Guide is below to help match the appropriate marker to each terminal block.

<b>QUICK MARKER STRIP PRODUCT GUIDE</b>			
<b>CAT. NO.</b>	<b>FOR USE WITH</b>	<b>PIECES PER PKG</b>	<b>LIST PRICE</b>
HDTB-M4	HDTB-4	10	\$ 0.32
HDTB-M6	HDTB-6 & HDTB-12 (2 per Block)	10	\$ 0.48

## Custom Printing Set-up Fees

Our plotter system and software have almost unlimited capabilities for printing custom terminal block markers. The user-friendly operator views work on a “what you see is what you get” principle. Meaning you can adjust character size and type, rotate characters, and plot symbols from Excel files, text files, database files, and CAD/CAE files.

There is an \$18 set-up fee for c3controls to print custom markers. Submit an Excel file, text file, database file, or CAE/CAD file using your purchase order as the name of the file with the file type extension. If you do not have a file to submit and would prefer c3controls to create the marker file for you, then there is a \$50 fee which includes the printing.

Following is the maximum number of markers in one file:

HDTB-M4, -M6 – **200 markers**

If the number of markers you require exceeds the maximum number of markers in one file, you must submit multiple files. When submitting multiple files, use the following file naming convention (33601 represents your purchase order number, and -1, -2, -3 represents the number of files submitted).

33601-1.xls

33601-2.xls

33601-3.xls

Have questions? Contact Customer First at [customerfirst@c3controls.com](mailto:customerfirst@c3controls.com).