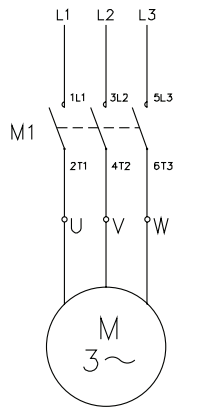
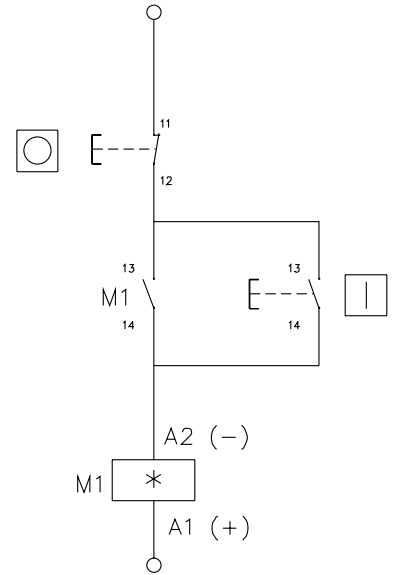


SERIES 300 NON-REVERSING CONTACTOR CIRCUIT DIAGRAMS

POWER CIRCUIT



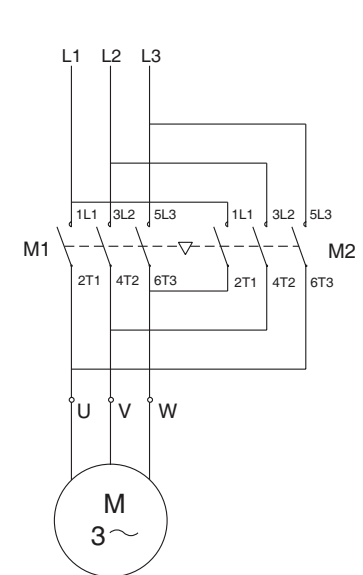
CONTROL CIRCUIT



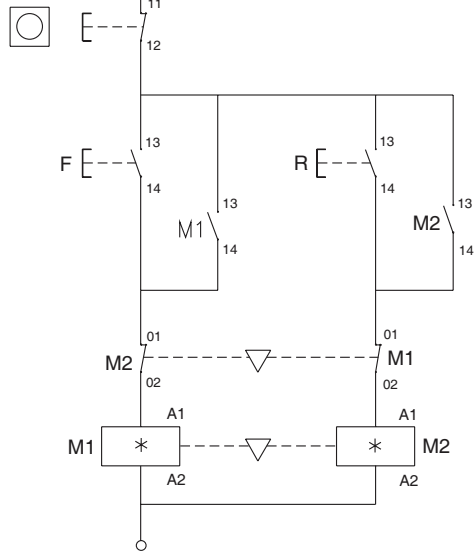
- M1 = Forward Contactor
- F = Forward Push Button
- M2 = Reverse Contactor
- R = Reverse Push Button
- = Start Push Button
- ⊗ = Emergency Stop Push Button
- * = Coil Voltage Code

SERIES 310 REVERSING CONTACTOR CIRCUIT DIAGRAMS

POWER CIRCUIT



CONTROL CIRCUIT



- M1 = Forward Contactor
- F = Forward Push Button
- M2 = Reverse Contactor
- R = Reverse Push Button
- ⊗ = Emergency Stop Push Button
- * = Coil Voltage Code