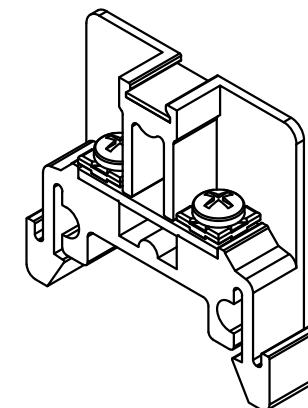
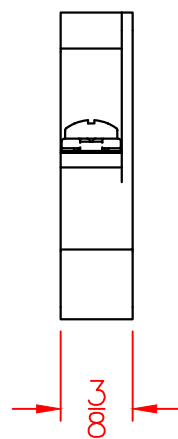
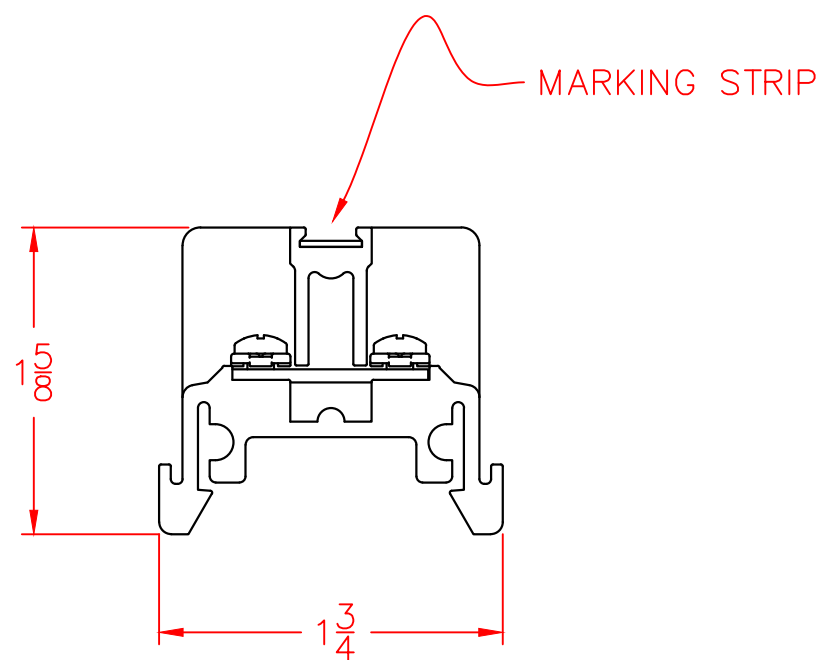


NOTE:

1) CAPTIVE WIRE CLAMPS CAN ACCEPT UP TO #22 TO TWO #12 WIRES

2) RATING - 25A 600v



XXX	XXXXXXXXXX	XXX	XXX	TERMINAL BLOCK PRODUCT LINE DIN RAIL MOUNTED 25A TERMINAL BLOCK DATA SHEET	
XXX	XXXXXXXXXX	XXX	XXX		
XXX	XXXXXXXXXX	XXX	XXX		
XXX	XXXXXXXXXX	XXX	XXX		
XXX	XXXXXXXXXX	XXX	XXX		
XXX	XXXXXXXXXX	XXX	XXX		
REV	DESCRIPTION	DATE	BY	DRAWN BY: RCG	DATE: 12-11-01



CONTROL CONCEPTS CORP.

P.O. BOX 496  
 664 STATE STREET  
 BEAVER, PA 15009



SCALE:  
 1:1

DRAWING NO.  
 WC100107