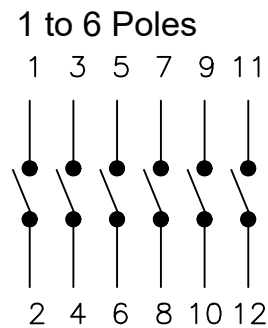
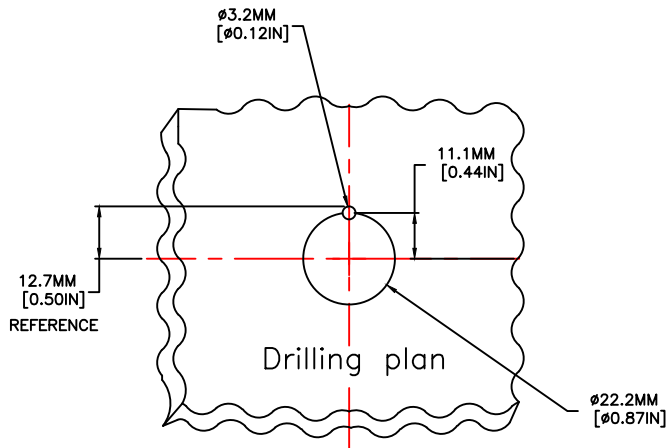
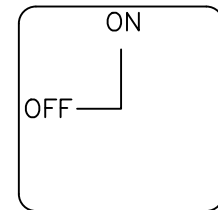


SWITCH DEPTH= SINGLE STAGE + 11.9 mm  
PER ADDITIONAL STAGE



**CODES: 1119X & 11906**

Maintained 90°



A91 & B93

16A

**60C10014**

<p><b>TOLERANCE</b></p> <p>XX ±0.02 XXX ±0.005 XXXX ±0.001 ANGLES ±0.5 DEG</p> <p>UNLESS OTHERWISE SPECIFIED</p>		<p><b>c3controls</b> since 1976</p> <p>P.O. BOX 496 BEAVER, PA 15009 www.c3controls.com</p>	
<p>This drawing is the property of c3controls. The drawing may not be copied, used or disclosed, for any purpose except as authorized in writing by c3controls.</p>		<p>Description: <b>CAM SWITCHES "ON/OFF" SERIES 1119X &amp; 11906 16A</b></p> <p>Product OUTLINES</p>	
<p>Drawn By: RJJ</p>	<p>Date: <b>11-10-06</b></p>	<p>Scale: 1:1</p>	<p>Drawing Number: <b>60C10014</b></p>