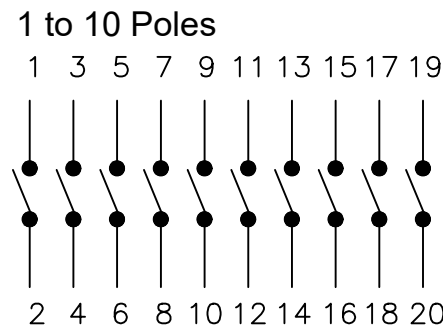
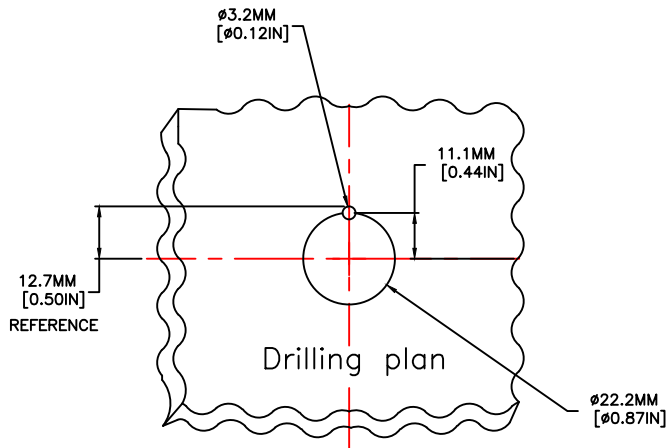
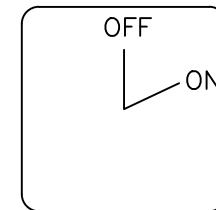


SWITCH DEPTH= SINGLE STAGE + 11.9mm
PER ADDITIONAL STAGE



CODES: 110XX

Maintained 60°



A61

16A

60C10013

<small>TOLERANCE: XX ±0.02 XXX ±0.005 XXXX ±0.001 ANGLES ±1-0.5 DEG</small>			
<small>UNLESS OTHERWISE SPECIFIED</small>		<small>P.O. BOX 496 BEAVER, PA 15009 www.c3controls.com since 1976</small>	
<small>This drawing is the property of c3controls. The drawing may not be copied, used or disclosed, for any purpose except as authorized in writing by c3controls.</small>			
<small>Description</small>		CAM SWITCHES "ON/OFF" SERIES 110XX 16A Product OUTLINES	
<small>Drawn By: RJJ</small>		<small>Drawing Number:</small>	
<small>Date: 11-10-06</small>		<small>Scale: 1:1</small>	
		60C10013	