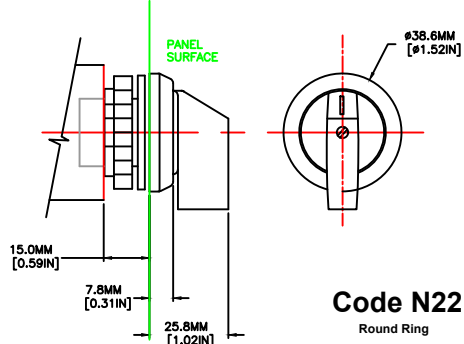
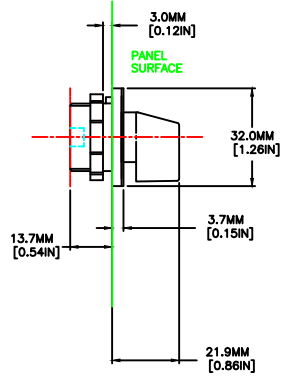


Code S22

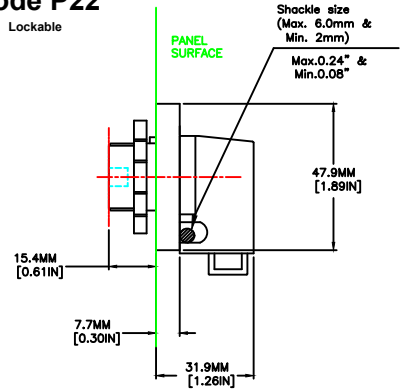
Lever
(For Rating Code 010)



Code N22
Round Ring

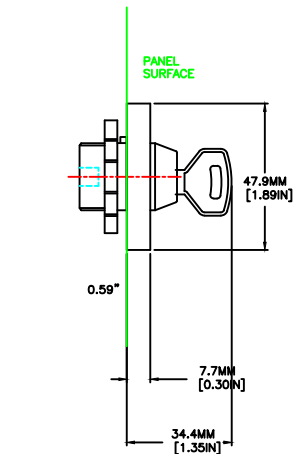
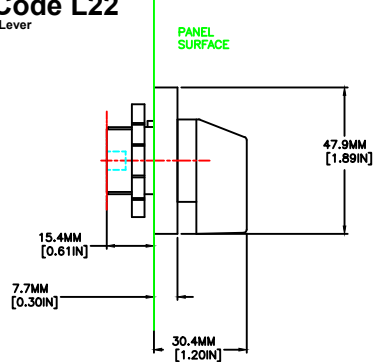
Code P22

Lockable



Code L22

Lever

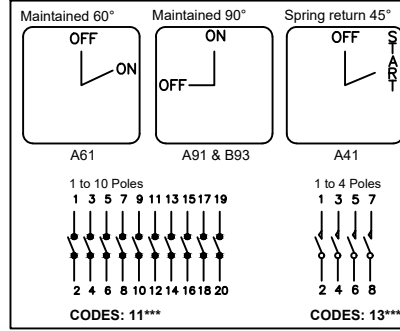


Code K22

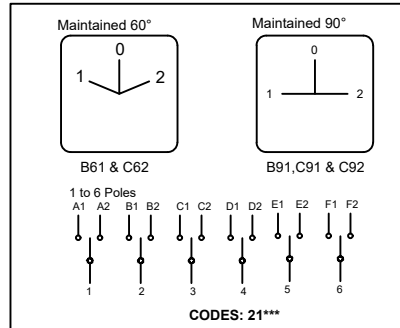
Key Lock

THESE ARE TO SCALE
60C10009

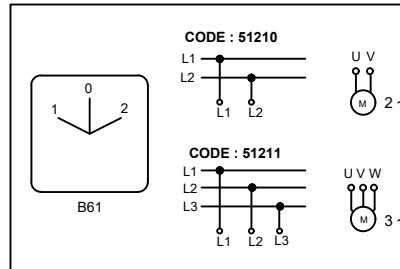
ON-OFF CAM SWITCHES



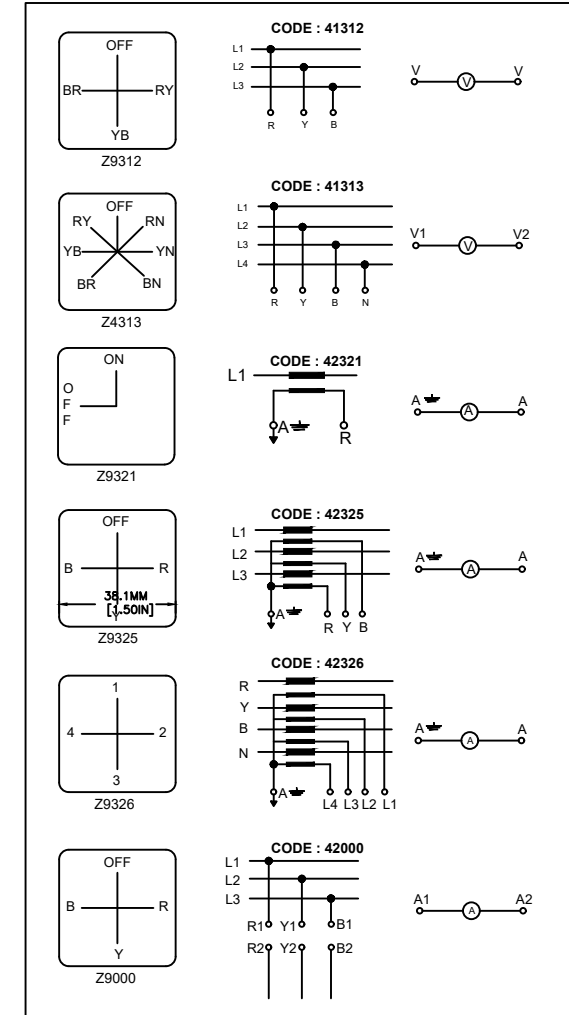
CHANGEOVER CAM SWITCHES



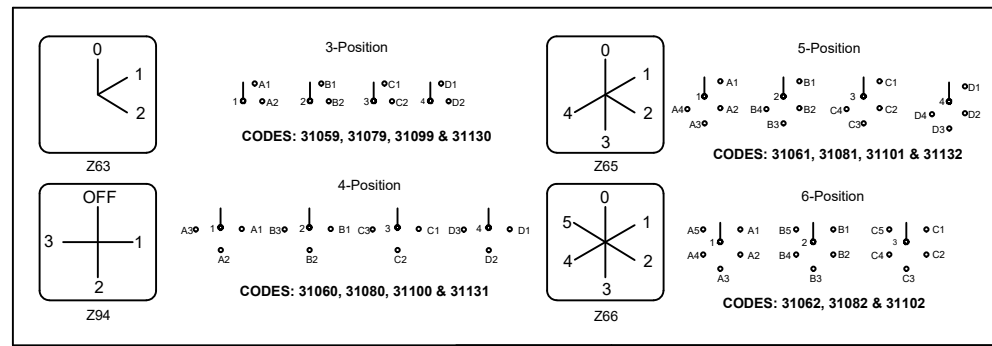
MOTOR REVERSING CAM SWITCHES



AMMETER & VOLTMETER CAM SWITCHES



MULTI-STEP CAM SWITCHES



CONNECTING DIAGRAMS

TOLERANCE:

.XX +/- 0.02
.XXX +/- 0.005
.XXXX +/- 0.001
ANGLES +/- 0.5 DEG

UNLESS OTHERWISE SPECIFIED



P.O. BOX 496 BEAVER, PA 15009 www.c3controls.com

This drawing is the property of c3controls. The drawing may not be copied, used or disclosed, for any purpose except as authorized in writing by c3controls.

Description:
CAM SWITCHES
HANDLE MECHANISMS
Product OUTLINES

Drawn By: **RJJ**
Date: 11-10-06
Scale: 1:1

Drawing Number:
60C10009