



30mm Industrial Pilot Devices



How to configure and buy c3controls 30mm selector switches.

c3controls' single cam design eliminates the need for multiple cam configurations and selector switch configuration nightmares, ensuring 100% cam selection configuration accuracy. c3controls' one cam does it all vs. our competitors who need up to fifteen cams to perform the same function.

To help you configure your c3controls 30mm selector switch on the web, choose from one of the scenarios below.

Scenario 1

I have a c3 part number and no description or an understanding of switch function:

If you have a c3controls part number and you do not have a product description or an understanding of how the switch functions, then click the button below for product configuration codes and descriptions.

**CLICK HERE FOR
SCENARIO 1 SUPPORT**

Scenario 2

I do not have a c3 part number, but know how I want the switch to perform:

If you do not have a c3controls part number or a product description, and you understand how the switch functions, then click the button below for instructions on how to select your circuit designation, contact block, and mounting position to build your c3controls part number.

**CLICK HERE FOR
SCENARIO 2 SUPPORT**

Scenario 1

I have a c3 part number and no description or an understanding of switch function.

Use the product configurator charts below to help you match your c3controls part number with the corresponding description and part number CODE in each of the sections.

30mm Selector Switches (Non-Illuminated)



Example: To build one of our most popular Selector Switches, the part number would be **I + II + III + IV + V + VI + VII** or **SSO3-SHWE-NO/NO**

*NOTE: Contact block configurations are based on circuit designations (see charts below).



I. SELECTOR SWITCH OPERATOR FUNCTION

CODE	POS./FUNCTION	LIST
SSO2	2/Maintained	\$23.00
SROLR	2/Spring Return, L to R	\$41.00
SRORL	2/Spring Return, R to L	\$41.00
SSO3	3/Maintained	\$23.00
SROLC	3/Spring Return, L to C	\$41.00
SRORC	3/Spring Return, R to C	\$41.00
SROLRC	3/Spring Return, L & R to C	\$41.00
SSO4	4/Maintained	\$23.00
SRO43	4/Spring Return, Pos. 4 to 3	\$41.00
SRO1243	4/Spring Return, Pos. 1 to 2 and Pos. 4 to 3	\$41.00

II. CLAMP RING

CODE	DESCRIPTION	LIST
(Blank)	Black Polyester (Type 4X)	—
A	Aluminum (Type 4)	\$ 4.30

III. HANDLE TYPE

CODE	DESCRIPTION	LIST
SH	Standard	\$ 9.80
SL	Lever	\$ 9.80

IV. HANDLE INSERT COLOR

CODE	COLOR
BE	Blue
GN	Green
GY	Grey
RD	Red
WE	White
YW	Yellow

V. CONTACT BLOCK CONFIGURATION (LEFT SIDE)

CODE	DESCRIPTION	LIST
(Blank)	Operator without Contact Blocks	—
NO	1 Normally Open Contact Block	\$13.00
NC	1 Normally Closed Contact Block	\$13.00
EM	1 Early Make Contact Block	\$17.00
DB	1 Delayed Break Contact Block	\$17.00
NO-NO	2 Normally Open Contact Blocks	\$26.00
NC-NC	2 Normally Closed Contact Blocks	\$26.00
NO-NC	1 Normally Open and 1 Normally Closed Contact Blocks	\$26.00

VI. CONTACT BLOCK CONFIGURATION (RIGHT SIDE)

CODE	DESCRIPTION	LIST
(Blank)	Operator without Contact Blocks	—
NO	1 Normally Open Contact Block	\$13.00
NC	1 Normally Closed Contact Block	\$13.00
EM	1 Early Make Contact Block	\$17.00
DB	1 Delayed Break Contact Block	\$17.00
NO-NO	2 Normally Open Contact Blocks	\$26.00
NC-NC	2 Normally Closed Contact Blocks	\$26.00
NO-NC	1 Normally Open and 1 Normally Closed Contact Blocks	\$26.00

VII. OPTIONS

CODE	DESCRIPTION	LIST/PC*
(Blank)	None	—
IP20	IP20 Guard	\$ 4.00

*NOTE: When choosing the IP20 option, in order to achieve IP20 protection a terminal guard must be assembled on each contact block configuration, increasing the List price \$4.00 for each guard.

Each operating handle is black with a factory assembled color insert.



Circuit Designation Charts

O = OPEN X = CLOSED

CIRCUIT DESIG.	HANDLE POSITION		BLOCK CATALOG NUMBER	MOUNTING POSITION
	LEFT	RIGHT		
A	O	X	CBNO	EITHER
B	X	O	CBNC	EITHER

CIRCUIT DESIG.	HANDLE POSITION			BLOCK CATALOG NUMBER	MOUNTING POSITION
	LEFT	CENTER	RIGHT		
C	X	O	O	CBNO	LEFT
D	O	X	O	CBNC	EITHER
E	O	O	X	CBNO	RIGHT
F	O	X	X	CBDB	LEFT
G	X	O	X	CBEM	EITHER
H	X	X	O	CBDB	RIGHT

CIRCUIT DESIG.	HANDLE POSITION			BLOCK CAT. #	MOUNTING POSITION
	LEFT	LT. CNT.	RT. CNT.		
I	X	O	O	O	CBNO LEFT
J	O	X	O	O	CBNC RIGHT
K	O	O	X	O	CBNC LEFT
L	O	O	O	X	CBNO RIGHT
M	O	X	X	X	CBDB LEFT
N	X	O	X	X	CBEM RIGHT
O	X	X	O	X	CBEM LEFT
P	X	X	X	O	CBDB RIGHT

HANDLE POSITIONS



Scenario 1 (continued)

30mm Keyed Selector Switches



Example: To build one of our most popular Keyed Selector Switches, the part number would be **I + II + III + IV + V + VI** or **KOSS2KA-NO**

*NOTE: Contact block configurations are based on circuit designations (see charts below).



I. CLAMP RING		
CODE	DESCRIPTION	LIST
(Blank)	Black Polyester (Type 4X)	—
A	Aluminum (Type 4)	\$ 4.30

II. KEYED SELECTOR SWITCH OPERATOR FUNCTION			
CODE	POS./FUNCTION	AVAIL. KEY REMOVAL POSITION(S)	LIST
KOSS2	2/Maintained	KA,KR,KL	\$101.00
KOSRR	2/Spring Return, R to L	KL	\$117.00
KOSRLR	2/Spring Return, L to R	KR	\$117.00
KOSS3	3/Maintained	KA,KR,KL,KC,KLR,KLC,KRC	\$101.00
KOSRLC	3/Spring Return, L to C	KC,KR,KRC	\$117.00
KOSRRC	3/Spring Return, R to C	KC,KL,KLC	\$117.00
KOSRLRC	3/Spring Return, L & R to C	KC	\$117.00
KOSS4	4/Maintained*	KA	\$101.00

*NOTE: Consult factory for special key removal positions (not available for guaranteed same day shipping).

III. KEY REMOVAL POSITION	
CODE	REMOVAL POSITION
KA	All
KR	Right Only
KL	Left Only
KC	Center Only
KLR	Left & Right Only
KLC	Left & Center Only
KRC	Right & Center Only

IV. CONTACT BLOCK CONFIGURATION (LEFT SIDE)		
CODE	DESCRIPTION	LIST
(Blank)	Operator without Contact Blocks	—
NO	1 Normally Open Contact Block	\$ 13.00
NC	1 Normally Closed Contact Block	\$ 13.00
EM	1 Early Make Contact Block	\$ 17.00
DB	1 Delayed Break Contact Block	\$ 17.00
NO-NO	2 Normally Open Contact Blocks	\$ 26.00
NC-NC	2 Normally Closed Contact Blocks	\$ 26.00
NO-NC	1 Normally Open and 1 Normally Closed Contact Blocks	\$ 26.00

V. CONTACT BLOCK CONFIGURATION (RIGHT SIDE)		
CODE	DESCRIPTION	LIST
(Blank)	Operator without Contact Blocks	—
NO	1 Normally Open Contact Block	\$ 13.00
NC	1 Normally Closed Contact Block	\$ 13.00
EM	1 Early Make Contact Block	\$ 17.00
DB	1 Delayed Break Contact Block	\$ 17.00
NO-NO	2 Normally Open Contact Blocks	\$ 26.00
NC-NC	2 Normally Closed Contact Blocks	\$ 26.00
NO-NC	1 Normally Open and 1 Normally Closed Contact Blocks	\$ 26.00

VI. OPTIONS		
CODE	DESCRIPTION	LIST/PC*
(Blank)	None	—
IP20	IP20 Guard	\$ 4.00

*NOTE: When choosing the IP20 option, in order to achieve IP20 protection a terminal guard must be assembled on each contact block configuration, increasing the List price \$4.00 for each guard.



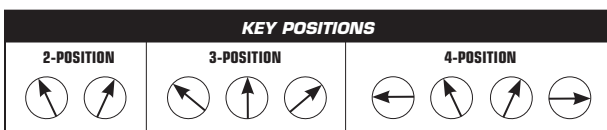
Circuit Designation Charts

O = OPEN X = CLOSED

CONTACT BLOCK SELECTION FOR 2-POSITION SELECTOR SWITCHES				
CIRCUIT DESIG.	HANDLE POSITION		BLOCK CATALOG NUMBER	MOUNTING POSITION
	LEFT	RIGHT		
A	O	X	CBNO	EITHER
B	X	O	CBNC	EITHER

CONTACT BLOCK SELECTION FOR 3-POSITION SELECTOR SWITCHES					
CIRCUIT DESIG.	HANDLE POSITION			BLOCK CATALOG NUMBER	MOUNTING POSITION
	LEFT	CENTER	RIGHT		
C	X	O	O	CBNO	LEFT
D	O	X	O	CBNC	EITHER
E	O	O	X	CBNO	RIGHT
F	O	X	X	CBDB	LEFT
G	X	O	X	CBEM	EITHER
H	X	X	O	CBDB	RIGHT

CONTACT BLOCK SELECTION FOR 4-POSITION SELECTOR SWITCHES							
CIRCUIT DESIG.	HANDLE POSITION			BLOCK CAT. #	MOUNTING POSITION		
	LEFT	LT. CNT.	RT. CNT.			RIGHT	
I	X	O	O	O	CBNO	LEFT	
J	O	X	O	O	CBNC	RIGHT	
K	O	O	X	O	CBNC	LEFT	
L	O	O	O	X	CBNO	RIGHT	
M	O	X	X	X	CBDB	LEFT	
N	X	O	X	X	CBEM	RIGHT	
O	X	X	O	X	CBEM	LEFT	
P	X	X	X	O	CBDB	RIGHT	



Scenario 2

I do not have a c3controls part number, but know how I want the switch to perform.

To create a complete c3controls part number, simply follow the steps below by using the corresponding circuit designation and product configurator charts.

1. Using the circuit designation charts on page 5, choose the chart that corresponds with how many positions you need the switch to have. Example: 2, 3, or 4-positions.
2. For each operator handle position you will need to select a circuit designation that matches the switch performance for each of these positions.
3. Once you have identified each circuit designation code, use the same circuit designation chart to determine the type of block (Normally Open, Normally Closed, etc.) and the mounting position (Left, Right, etc.).
4. Now that you know what type of contact blocks you need and their mounting positions, it is now time to build your complete c3controls part number. Using the product configurator charts on pages 5 and 6, match the c3controls product description and corresponding part number CODE in each of the sections to create your c3controls part number.

Note: When ordering a fully assembled switch the contact block catalog numbers in the circuit designation charts and the contact block configurator codes may not match. Here is a quick guide to their meanings:

- CBNO** = 1 Normally Open Contact Block
- CBNC** = 1 Normally Closed Contact Block
- CBDB** = 1 Delayed Break Contact Block
- CBEM** = 1 Early Make Contact Block

Example:

3-Position, Maintained, Hand-Off-Auto (HOA) Selector Switch

30mm Non-Illuminated Selector Switch, 3-Position, Maintained, Black Polyester Clamp Ring (Type 4X), Standard Handle with White Insert, and 1 Normally Open Contact Block (left mounted) and 1 Normally Open Contact Block (right mounted).

c3 Part #: SS03-SHWE-NO/NO

CONTACT BLOCK SELECTION FOR 3-POSITION SELECTOR SWITCHES					
CIRCUIT DESIG.	HANDLE POSITION			BLOCK CATALOG NUMBER	MOUNTING POSITION
	LEFT	CENTER	RIGHT		
C	X	0	0	CBNO	LEFT
D	0	X	0	CBNC	EITHER
E	0	0	X	CBNO	RIGHT
F	0	X	X	CBDB	LEFT
G	X	0	X	CBEM	EITHER
H	X	X	0	CBDB	RIGHT

Scenario 2 (continued)

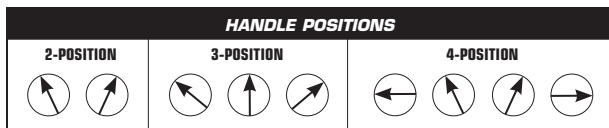
Circuit Designation Charts

O = OPEN X = CLOSED

CONTACT BLOCK SELECTION FOR 2-POSITION SELECTOR SWITCHES				
CIRCUIT DESIG.	HANDLE POSITION		BLOCK CATALOG NUMBER	MOUNTING POSITION
	LEFT	RIGHT		
A	O	X	CBNO	EITHER
B	X	O	CBNC	EITHER

CONTACT BLOCK SELECTION FOR 3-POSITION SELECTOR SWITCHES					
CIRCUIT DESIG.	HANDLE POSITION			BLOCK CATALOG NUMBER	MOUNTING POSITION
	LEFT	CENTER	RIGHT		
C	X	O	O	CBNO	LEFT
D	O	X	O	CBNC	EITHER
E	O	O	X	CBNO	RIGHT
F	O	X	X	CBDB	LEFT
G	X	O	X	CBEM	EITHER
H	X	X	O	CBDB	RIGHT

CONTACT BLOCK SELECTION FOR 4-POSITION SELECTOR SWITCHES						
CIRCUIT DESIG.	HANDLE POSITION			BLOCK CAT. #	MOUNTING POSITION	
	LEFT	LT. CNT.	RT. CNT.			RIGHT
I	X	O	O	O	CBNO	LEFT
J	O	X	O	O	CBNC	RIGHT
K	O	O	X	O	CBNC	LEFT
L	O	O	O	X	CBNO	RIGHT
M	O	X	X	X	CBDB	LEFT
N	X	O	X	X	CBEM	RIGHT
O	X	X	O	X	CBEM	LEFT
P	X	X	X	O	CBDB	RIGHT



30mm Selector Switches (Non-Illuminated)



Example: To build one of our most popular Selector Switches, the part number would be **I + II + III + IV + V + VI + VII** or **SSO3-SHWE-NO/NO**

*NOTE: Contact block configurations are based on circuit designations (see charts above).



I. SELECTOR SWITCH OPERATOR FUNCTION		
CODE	POS./FUNCTION	LIST
SSO2	2/Maintained	\$23.00
SROLR	2/Spring Return, L to R	\$41.00
SRORL	2/Spring Return, R to L	\$41.00
SSO3	3/Maintained	\$23.00
SROLC	3/Spring Return, L to C	\$41.00
SRORC	3/Spring Return, R to C	\$41.00
SROLRC	3/Spring Return, L & R to C	\$41.00
SSO4	4/Maintained	\$23.00
SRO43	4/Spring Return, Pos. 4 to 3	\$41.00
SRO1243	4/Spring Return, Pos. 1 to 2 and Pos. 4 to 3	\$41.00

II. CLAMP RING		
CODE	DESCRIPTION	LIST
(Blank)	Black Polyester (Type 4X)	—
A	Aluminum (Type 4)	\$ 4.30

III. HANDLE TYPE		
CODE	DESCRIPTION	LIST
SH	Standard	\$ 9.80
SL	Lever	\$ 9.80

IV. HANDLE INSERT COLOR	
CODE	COLOR
BE	Blue
GN	Green
GY	Grey
RD	Red
WE	White
YW	Yellow

V. CONTACT BLOCK CONFIGURATION (LEFT SIDE)		
CODE	DESCRIPTION	LIST
(Blank)	Operator without Contact Blocks	—
NO	1 Normally Open Contact Block	\$13.00
NC	1 Normally Closed Contact Block	\$13.00
EM	1 Early Make Contact Block	\$17.00
DB	1 Delayed Break Contact Block	\$17.00
NO-NO	2 Normally Open Contact Blocks	\$26.00
NC-NC	2 Normally Closed Contact Blocks	\$26.00
NO-NC	1 Normally Open and 1 Normally Closed Contact Blocks	\$26.00

VI. CONTACT BLOCK CONFIGURATION (RIGHT SIDE)		
CODE	DESCRIPTION	LIST
(Blank)	Operator without Contact Blocks	—
NO	1 Normally Open Contact Block	\$13.00
NC	1 Normally Closed Contact Block	\$13.00
EM	1 Early Make Contact Block	\$17.00
DB	1 Delayed Break Contact Block	\$17.00
NO-NO	2 Normally Open Contact Blocks	\$26.00
NC-NC	2 Normally Closed Contact Blocks	\$26.00
NO-NC	1 Normally Open and 1 Normally Closed Contact Blocks	\$26.00

VII. OPTIONS		
CODE	DESCRIPTION	LIST/PC*
(Blank)	None	—
IP20	IP20 Guard	\$ 4.00

*NOTE: When choosing the IP20 option, in order to achieve IP20 protection a terminal guard must be assembled on each contact block configuration, increasing the List price \$4.00 for each guard.

Each operating handle is black with a factory assembled color insert.



Scenario 2 (continued)

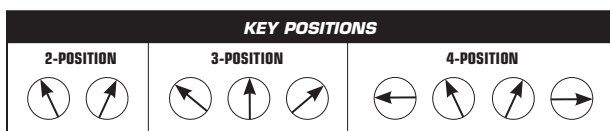
Circuit Designation Charts

O = OPEN X = CLOSED

CONTACT BLOCK SELECTION FOR 2-POSITION SELECTOR SWITCHES				
CIRCUIT DESIG.	HANDLE POSITION		BLOCK CATALOG NUMBER	MOUNTING POSITION
	LEFT	RIGHT		
A	O	X	CBNO	EITHER
B	X	O	CBNC	EITHER

CONTACT BLOCK SELECTION FOR 3-POSITION SELECTOR SWITCHES					
CIRCUIT DESIG.	HANDLE POSITION			BLOCK CATALOG NUMBER	MOUNTING POSITION
	LEFT	CENTER	RIGHT		
C	X	O	O	CBNO	LEFT
D	O	X	O	CBNC	EITHER
E	O	O	X	CBNO	RIGHT
F	O	X	X	CBDB	LEFT
G	X	O	X	CBEM	EITHER
H	X	X	O	CBDB	RIGHT

CONTACT BLOCK SELECTION FOR 4-POSITION SELECTOR SWITCHES						
CIRCUIT DESIG.	HANDLE POSITION				BLOCK CAT. #	MOUNTING POSITION
	LEFT	LT. CNT.	RT. CNT.	RIGHT		
I	X	O	O	O	CBNO	LEFT
J	O	X	O	O	CBNC	RIGHT
K	O	O	X	O	CBNC	LEFT
L	O	O	O	X	CBNO	RIGHT
M	O	X	X	X	CBDB	LEFT
N	X	O	X	X	CBEM	RIGHT
O	X	X	O	X	CBEM	LEFT
P	X	X	X	O	CBDB	RIGHT



30mm Keyed Selector Switches



Example: To build one of our most popular Keyed Selector Switches, the part number would be **I + II + III + IV + V + VI** or **KOSS2KA-NO**

*NOTE: Contact block configurations are based on circuit designations (see charts above).



I. CLAMP RING

CODE	DESCRIPTION	LIST
(Blank)	Black Polyester (Type 4X)	—
A	Aluminum (Type 4)	\$ 4.30

II. KEYED SELECTOR SWITCH OPERATOR FUNCTION

CODE	POS./FUNCTION	AVAIL. KEY REMOVAL POSITION(S)	LIST
KOSS2	2/Maintained	KA, KR, KL	\$101.00
KOSRRL	2/Spring Return, R to L	KL	\$117.00
KOSRLR	2/Spring Return, L to R	KR	\$117.00
KOSS3	3/Maintained	KA, KR, KL, KC, KLR, KLC, KRC	\$101.00
KOSRLC	3/Spring Return, L to C	KC, KR, KRC	\$117.00
KOSRRC	3/Spring Return, R to C	KC, KL, KLC	\$117.00
KOSRLRC	3/Spring Return, L & R to C	KC	\$117.00
KOSS4	4/Maintained*	KA	\$101.00

*NOTE: Consult factory for special key removal positions (not available for guaranteed same day shipping).

III. KEY REMOVAL POSITION

CODE	REMOVAL POSITION
KA	All
KR	Right Only
KL	Left Only
KC	Center Only
KLR	Left & Right Only
KLC	Left & Center Only
KRC	Right & Center Only

IV. CONTACT BLOCK CONFIGURATION (LEFT SIDE)

CODE	DESCRIPTION	LIST
(Blank)	Operator without Contact Blocks	—
NO	1 Normally Open Contact Block	\$ 13.00
NC	1 Normally Closed Contact Block	\$ 13.00
EM	1 Early Make Contact Block	\$ 17.00
DB	1 Delayed Break Contact Block	\$ 17.00
NO-NO	2 Normally Open Contact Blocks	\$ 26.00
NC-NC	2 Normally Closed Contact Blocks	\$ 26.00
NO-NC	1 Normally Open and 1 Normally Closed Contact Blocks	\$ 26.00

V. CONTACT BLOCK CONFIGURATION (RIGHT SIDE)

CODE	DESCRIPTION	LIST
(Blank)	Operator without Contact Blocks	—
NO	1 Normally Open Contact Block	\$ 13.00
NC	1 Normally Closed Contact Block	\$ 13.00
EM	1 Early Make Contact Block	\$ 17.00
DB	1 Delayed Break Contact Block	\$ 17.00
NO-NO	2 Normally Open Contact Blocks	\$ 26.00
NC-NC	2 Normally Closed Contact Blocks	\$ 26.00
NO-NC	1 Normally Open and 1 Normally Closed Contact Blocks	\$ 26.00

VI. OPTIONS

CODE	DESCRIPTION	LIST/PC*
(Blank)	None	—
IP20	IP20 Guard	\$ 4.00

*NOTE: When choosing the IP20 option, in order to achieve IP20 protection a terminal guard must be assembled on each contact block configuration, increasing the List price \$4.00 for each guard.



Have questions? Contact your c3controls support team at customerfirst@c3controls.com.