MOTOR PROTECTION **CIRCUIT BREAKERS**

SERIES 330 PRODUCT PROFILE



c3controls Series **330 Motor Protection Circuit Breakers** provide reliable overload and short circuit protection and are ideal for use in group motor installations—providing space, labor and cost savings. For the simplest applications, they can also be used by themselves as manual motor controllers.

DELIVERING SUPERIOR PRODUCT QUALITY AND MANUFACTURING EXCELLENCE

✓ **Proven**	Our Series 330 Motor Protection Circuit Breakers are UL Listed and CE marked meeting global standards requirements.
✓ **Self-Protected**	Our self-protected devices eliminate the need for upstream fuses and circuit breakers, and they provide reliable motor protection.
✓ **Compact**	Only 45mm (1-49/64") wide up to 20HP @ 460V (15kW @ 400V) in both thermal and magnetic and magnetic only versions.
✓ **Wide Variety of Accessories**	Including standard auxiliary contacts, trip indicating auxiliary contacts, shunt and undervoltage release modules, external operating handle, and many wiring accessories such as commoning links and feeder terminals for easy distribution of power to multiple motor protection circuit breakers.
✓ **Modular Design**	Modular design allows Series 330 Motor Protection Circuit Breakers to be easily used with the complete range of Series 300 Contactors and accessories.
✓ **Easy to Install**	35mm DIN rail mounting for fast and easy installation and removal, or panel mounting with mounting feet for more secure installation in high shock and vibration applications.
✓ **Visible Markings**	High visibility labels and markings; dual IEC and NEMA terminal markings for ease of wiring anywhere in the world.
✓ **Space Savings**	Control panel sizes can be reduced because the short circuit protection provided by the Series 330 enables individual motor branch circuit fuses or circuit breakers and overload relays to be eliminated.
✓ **Added Safety**	IP20 guarded terminals with dual terminal markings prevent accidental contact with live parts.
✓ **36-Month Warranty***	Every product is backed by our 36-Month Warranty—giving you confidence in the quality, reliability, and performance of components designed for the most demanding applications.
✓ **Guaranteed Same-Day Shipping***	Product availability reduces inventory, and improves cash-flow—saving you money. With c3controls any order for standard catalog items received by 6:00pm ET is guaranteed to ship same-day.
✓ **Advantage Pricing**	Our approach to product development, manufacturing, and focus on servicing the OEM and Electrical Equipment Builder reduces cost. The result—the best value in the industry.

*See c3controls Terms & Conditions

UNIQUE PRODUCT LINE FEATURES

Multi-Function Device

- Our Series 330 MPCBs are certified as Manual Motor Controllers Suitable as Motor Disconnects, can be used in Group Motor Installations, and can be used to manually control individual motors and protect them against overload and short circuit currents.

Self-Protected

- Listed as a UL 60947-4-1A Type E self-protected combination Manual Motor Controller for circuits capable of delivering up to 50kA @ 460V.

High Fault SCCR

- High fault short circuit current rating of 50kA @ 480V provides safety and reliability in high fault applications.

Seamless Compatibility

- The modular design of our Series 330 MPCB allows for direct mounting onto Series 310 (9A to 40A) AC/DC Contactors and Series 300 and 310 AC/DC Miniature Contactors.

Adjustable Current Setting

- Full load current adjustment ratio enables overload relay to be set to exact FLA of motor. Provides phase protection for the motor against overload currents.

External Operating Handle

- Easy to install external operating handle for reliable actuation of Series 330 Motor Protection Circuit Breakers from the outside of the enclosure.

Snap-On Accessories

- Snap-on accessories are easily installed without the use of tools, lowering assembly and installation costs.

c3controls

Copyright © 2022 c3controls. All Rights Reserved.

724.775.7926 | c3controls.com

REVISION 07. 2026

series 330 MOTOR PROTECTION **CIRCUIT BREAKERS**

SPECIFICATIONS

	UNITS	
ELECTRICAL GENERAL		
Rated Operating Current	A	32
Current Setting Range ①	A	0.1 ~ 32
Magnetic Trip Current	A	13x Rated Operating Current
Power Operating Frequency	Hz	50/60
Electrical Life	Ops.	100,000
Max. Operating Rate	Ops./Hr.	15
ELECTRICAL UL/CSA APPLICATIONS		
Rated Operating Voltage, Ue	VAC	600
RATED 1 PHASE OPERATING POWER, Pe		
115V	HP	2
230V	HP	5
RATED 3 PHASE OPERATING POWER, Pe		
200V	HP	10
230V	HP	10
460V	HP	20
575V	HP	25
MANUAL MOTOR CONTROLLER, MAX. SHORT CIRCUIT CURRENT ②		
@ 480V	kA	50
@ 600V	kA	25
MANUAL MOTOR CONTROLLER IN GROUP INSTALLATIONS, MAX. SHORT CIRCUIT CURRENT ②		
@ 480V	kA	50
Max. Fuse ③	A	450
@ 600V	kA	25
Max. Fuse ③	A	450
MANUAL MOTOR CONTROLLER SUITABLE FOR TAP CONDUCTOR PROTECTION IN GROUP INSTALLATIONS, MAX. SHORT CIRCUIT CURRENT		
@ 480V	kA	50
Max. Fuse ③	A	450
@ 600V	kA	25
Max. Fuse ③	A	450
MECHANICAL		
Mechanical Life	Ops.	100,000
ENVIRONMENTAL		
Ambient Operating Temp.	°C / °F	-20 to 60 / -4 to 140
Ambient Storage Temp.	°C / °F	-50 to 80 / 58 to 176
Altitude	m / ft.	2,000 / 6,562
Shock	g	15
ROHS COMPLIANCE For RoHS compliance documentation by product, refer to www.c3controls.com.		

① 330-T25S only.
② Not to exceed the max. fuse/circuit breaker size, per the National Electrical Code.

For complete ratings and detailed specifications refer to www.c3controls.com.

DIMENSIONS

Type E Construction

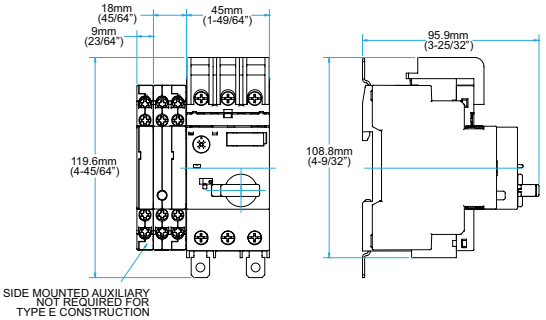

Enclosure (Frame Size 2)

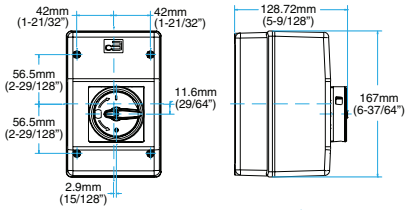

TRIP CHARACTERISTICS

Series 330-T25S

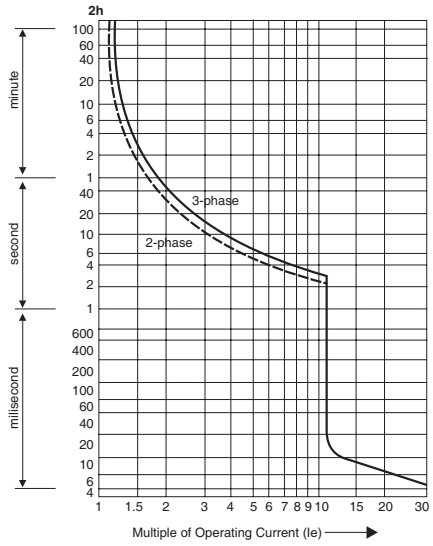

For magnetic only curve, refer to www.c3controls.com

PROVEN

Conformity to Standards:
UL 508, 60947-4-1A

CSA C22.2 No. 14
IEC 60947-1, 60947-4-1

Certifications:
UL File #: E187641 (Guide NLRV, NLRV7), E312106 (Guide NKJH, NKJH7)

CE Marked (per EU Low Voltage Directive 2006/95/EC and RoHS Directive 2011/65/EU)

Visit c3controls.com to download product certifications.

c3controls

Copyright © 2022 c3controls. All Rights Reserved.

724.775.7926 | www.c3controls.com