

# IEC TERMINAL BLOCKS




## SERIES TB PRODUCT PROFILE

c3controls **Series WTB2 IEC Terminal Blocks** are engineered to simplify your circuit organizations, from easy installation to our various colors for quick circuit identification. We offer standard feed through terminal blocks with spring clamps or screw clamps, as well as disconnect, fuse holder, and power distribution. Our multi-level terminal blocks provide easy 3-wire sensor installation and our fuse holder terminal blocks accept IEC and North American control circuit fuses (5 x 20mm or 5 x 25mm and 1/4" x 1-1/4" fuses). In applications where switching indication is required, terminal blocks with built-in LED indication are also available.

### FOR DURABLE, SIMPLE, LONG-LASTING TERMINAL BLOCKS TURN TO C3CONTROLS.

✓ <b>Multiple Wire Sizes</b>	Our IEC terminal blocks accept wires as small as 0.5mm <sup>2</sup> (24 AWG) and as large as 120mm <sup>2</sup> (4/0 AWG), and up to 232 amps.
✓ <b>Wide Range of Operation</b>	A wide range of terminal blocks available from 5mm – 25mm in screw clamp, power distribution, and spring clamp, with ratings from 20A to 232A that meet UL and IEC standards.
✓ <b>Wiring Made Easy</b>	Wiring to the terminal blocks is made easy by the funnel entry design of the housing and our spring clamp features convenient top wiring.
✓ <b>Vibration Resistant</b>	The pre-loaded 302 stainless steel spring clamps hold the wire securely against the current bar and won't loosen, even in high vibration applications.
✓ <b>Heavy-Duty Construction</b>	Our terminal block housing is molded out of an unbreakable thermoplastic and we use quality zinc plated brass and electrolytic copper for our metal parts for excellent conductivity and to minimize corrosion.
✓ <b>Visible Certifications</b>	Our product certifications and electrical ratings are clearly marked on the outside of the terminal blocks for easy reference during installation.
✓ <b>Quick Identification</b>	Color coded blocks and terminal markers are available for easy circuit identification.
✓ <b>Time &amp; Space Savings</b>	Internal jumpers in up to 10 positions free up valuable wiring space and reduce assembly time.
✓ <b>Lifetime Warranty*</b>	Every product is backed by our lifetime warranty—unmatched in the industry—bringing you quality components that perform in the most demanding applications.
✓ <b>Guaranteed Same-Day Shipping*</b>	Product availability reduces inventory, and improves cash-flow—saving you money. With c3controls any order for standard catalog items received by 6:00pm ET is guaranteed to ship same-day.
✓ <b>Advantage Pricing</b>	Our approach to product development, manufacturing, and focus on servicing the OEM and Electrical Equipment Builder reduces cost. The result—the best value in the industry.

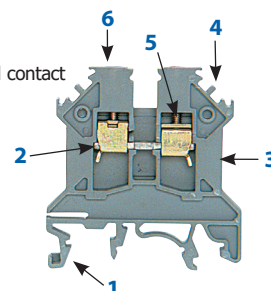
\*See c3controls Terms & Conditions



### SPECIAL FEATURES

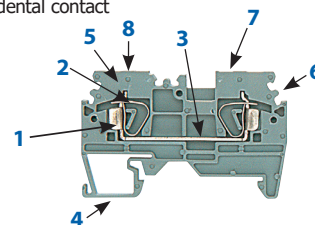
#### Screw Clamp

1. Snap-on, rugged DIN rail mounting foot
2. Vibration resistant zinc plated clamping system
3. Funneled entry design for simple wiring
4. Marking system for fast circuit identification
5. Recessed captive terminal screws
6. IP20 protection against accidental contact



#### Spring Clamp

1. Corrosion resistant zinc and electroplated clamping yokes
2. Pre-loaded 302 stainless steel spring clamps
3. Internal jumpers for adjacent and alternate blocks
4. Snap-on, rugged DIN rail mounting foot
5. Funneled entry design for simple wiring
6. Marking system for fast circuit identification
7. Convenient top wiring for fast assembly
8. IP20 protection against accidental contact



**c3controls®**

Copyright © 2024 c3controls. All Rights Reserved.

724.775.7926 | c3controls.com

REVISION 08.2024



# IEC TERMINAL BLOCKS

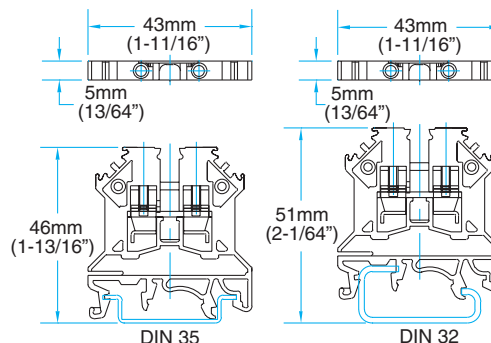
## SPECIFICATIONS

		Screw Clamp WTB2	Spring Clamp WTB25
	UNITS		
<b>SPECIFICATIONS</b>			
Voltage Ratings	V	300 ~ 750	600 ~ 750
Maximum Current	A	6.3 ~ 232	20 ~ 50
<b>WIRE RANGE</b>			
Solid Strand Conductor	mm <sup>2</sup>	.5 ~ 120	.5 ~ 10
Fine Strand Conductor	mm <sup>2</sup>	.5 ~ 95	.5 ~ 6
AWG Conductor		22 ~ 4/0	22 ~ 8
<b>OPERATING TEMPERATURE</b>			
Operating Temperature		-20° C to +80° C (-4° F to +176° F)	-20° C to +80° C (-4° F to +176° F)
<b>FUSE RATINGS</b>			
Fuse Ratings	A	6.3 ~ 30	N/A
<b>LED INDICATIONS</b>			
Blown Fuse		Yes	N/A
Switching Indication is Required		Yes	N/A
<b>DIMENSIONS</b>			
Terminal Block Width	mm	5 ~ 25	5 ~ 10
Terminal Block Height	mm	28 ~ 90	27 ~ 47
<b>ROHS COMPLIANCE</b>		For RoHS compliance documentation by product, refer to <a href="http://www.c3controls.com">www.c3controls.com</a>	

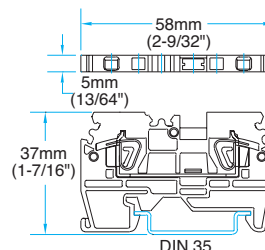
For complete ratings and detailed specifications refer to [www.c3controls.com](http://www.c3controls.com).

## DIMENSIONS

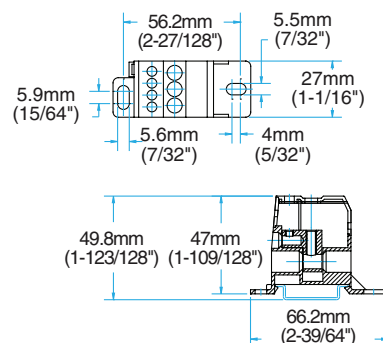
Screw Clamp Feed Through [WTB2-W2 (25A)]



Spring Clamp Feed Through [WTB25-W2 (20A)]



Screw Clamp Power Distribution [WTB2-PDB80 (80A)]



## CERTIFICATIONS

### Conformity to Standards:

UL 1059, 486  
CSA C22.2 No. 158-1987  
IEC 60947-1, 60947-7-1

### Certifications:

UL File #: E145984 (Guide XCFR2, XCFR8)  
CE Marked (per EU Low Voltage Directive 2006/95/EC and RoHS Directive 2011/65/EU)



Visit [c3controls.com](http://c3controls.com) to download product certifications.



**c3controls**

Copyright © 2024 c3controls. All Rights Reserved.

724.775.7926 | [c3controls.com](http://c3controls.com)

REVISION 08.2024