

30MM INDUSTRIAL PILOT DEVICES



SERIES 30 PRODUCT PROFILE

c3controls **30mm Industrial Pilot Devices** feature a rugged, all-polyester construction and include a wide range of push buttons, pilot lights and selector switches. We offer multiple cap types for our push buttons, including flush, extended, guarded, mushroom, and jumbo mushroom, and our light units are available in multi-voltage, full voltage, and resistor.



DELIVERING SUPERIOR PRODUCT QUALITY AND MANUFACTURING EXCELLENCE

✓ Easy to Install	Our "snap-on" contact blocks are color coded for quick circuit identification and feature 35° angled captive terminal screws and self-lifting pressure plates for fast and easy wiring.
✓ Simple Customization	Our light modules come with various lens color options for appropriate operator interface and are available in incandescent, neon, or our LED lamps with leakage protection.
✓ Rugged Design	Optional polyester or polished aluminum clamp rings with coarse 16 pitch threads for quick and easy utilization that won't cross thread or strip.
✓ Visible Certifications	Our product certifications and electrical ratings are clearly marked on the outside of the contact blocks for easy reference during installation.
✓ Heavy Duty	Polyester construction provides superior durability, corrosion resistance, moisture rejection and electrical insulation.
✓ Flexible	Our contact blocks can be stacked 4 deep and up to 2 across for a total of 8 circuits, providing the flexibility to operate multiple control circuits from a single operator.
✓ Convenient	Reduce inventory with our interchangeable modular design, providing endless options for appropriate operator interface.
✓ Environmentally Secure	With 4/4X ratings, our 30mm line of pilot devices are built to last and withstand dust, corrosion, ice, and rain.
✓ Lifetime Limited Warranty*	Every product is backed by our limited lifetime warranty—unmatched in the industry—bringing you quality components that perform in the most demanding applications.
✓ Guaranteed Same-Day Shipping*	Product availability reduces inventory, and improves cash-flow—saving you money. With c3controls any order for standard catalog items received by 6:00pm ET is guaranteed to ship same-day.
✓ Advantage Pricing	Our approach to product development, manufacturing, and focus on servicing the OEM and Electrical Equipment Builder reduces cost. The result—the best value in the industry.

*See c3controls Terms & Conditions

UNIQUE FEATURES

Metal on the inside—where it counts!

- c3controls 30mm Emergency Stop devices contain a solid brass detent mechanism ensuring reliable operation in emergency stop applications, and providing safe interruption of circuits and longer life.

Exclusive Multi-Voltage Lights

- c3controls' state-of-the-art multi-voltage light modules are the only US engineered multi-voltage light in the industry. And we've expanded the range of our non-relampable multi-voltage lights. Once operating from 20 to 240 volts, they now operate at any voltage from 20 to 277 volts AC or DC without losing intensity, making them interchangeable across multiple applications—an exclusive with c3controls!

U-Cup Seal

- Our revolutionary U-Cup seal is infused with a Teflon coating to eliminate cracking when exposed to harsh conditions and keeps water, oils, and dust away from the contact blocks.

Internal Self-Lubricant

- All frictional parts are molded with an internal self-lubricant to provide outstanding wear without troublesome greases used by others.

One Cam Design

- Our single cam design eliminates the need for multiple cam and selector switch configurations, reducing inventory and saves you labor time and costs.

Rubber Boots

- Our state-of-the-art rubber boots are available in both Neoprene and Fluorosilicone, and protect the operators and the circuits behind them from harsh chemicals and climates.



c3controls[®]

Copyright © 2022 c3controls. All Rights Reserved.

724.775.7926 | www.c3controls.com

SPECIFICATIONS

ELECTRICAL RATINGS								
Lamp	Industry Number	Rated Volts	Lumens (MSCD)	Design Life (Hrs.)	Current Draw (mA)	Lamp Type	Shock & Vibration	Leakage Protection
FVB6	1866	6.3V	0.65	5,000	250	Incand.	Very Good	N/A
FVB12	756	14V	0.31	15,000	80	Incand.	Good	N/A
FVB24	757	28V	0.62	7,500	80	Incand.	Good	N/A
FVB55	1835	55V	1.1	5,000	50	Incand.	Good	N/A
FVB120	**	130V	0.36	10,000	20	Incand.	Good	N/A
LED6	**	6V	Varies w/Color 2000 mcd Typical	100,000	50	LED	Excellent	14 mA
LED12	**	12V		100,000	< 20	LED	Excellent	4 mA
LED24	**	24V		100,000	< 20	LED	Excellent	4 mA
LED130	**	120/130V		100,000	< 10	LED	Excellent	2 mA
FVB120NG	—	95-135V	Typical (Glow)	25,000	< 5	Neon/ Green	Very Good	N/A
FVB120NR	—	95-135V		25,000	< 5	Neon/ Red	Very Good	N/A

** Designates a lamp design optimized for c3controls Illuminated Devices.

MULTI-VOLTAGE POWER CONSUMPTION & CURRENT DRAW			
System Voltage	AC Current Draw (mA)	DC Current Draw (mA)	Power Consumption (W)
24V	21	20	AC: <1 DC: <1/2
48V	17	7	
120V	3.5	—	
125V	—	3	
240V	2.5	—	
250V	—	2	
277V	2.5	—	
Protection Features Fused to Fail Open	Yes		

DIELECTRIC STRENGTH (TERMINAL TO GROUND) 2200V for 1 Minute

STANDARD CONTACTS					
	Utilization Category			Break Rating	lth Thermal Current
	IEC	UL	Make Rating		
AC	AC-15	A600	7200VA	720VA	10A
DC	DC-13	P300	138VA	138VA	5A

NOTE: For AC voltage below 72V AC the max. allowed switching current is 10A=lth.
For DC voltages below 28V DC the max. allowed switching current is 5A=lth.

For switching applications below 24V/40mA - Hermetic REED contacts are recommended. Hermetic Reeds are also excellent in environments containing chemical vapors, oxidizing agents, and explosive gases. Refer to the 30mm Hazardous section of the c3controls Edition 23 Catalog for more information. Available on c3controls' 30mm products only.

ENVIRONMENTAL RATINGS	
	Type 1, 2, 3, 3R, 4/4X, 12, 13, and IP65
Operating Temperature	-40° F to +131° F (-40° C to +55° C)
Storage Temperature	-40° F to +185° F (-40° C to +85° C)

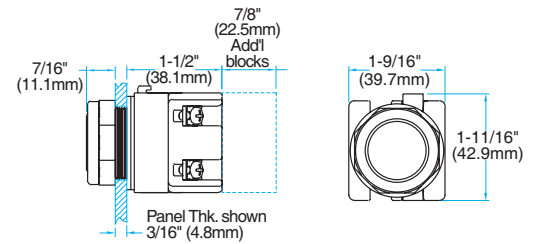
TERMINAL & WIRING CONSIDERATION	
Wire: AWG 22 -12 CU	(Copper only - Solid & Stranded) [.5 ~ 4mm ²] One or two wires permitted per termination.
Recommended Torque	7 - 10 lb-in (0.8 - 1.0 Nm)

ROHS COMPLIANCE For RoHS compliance documentation by product, refer to www.c3controls.com.

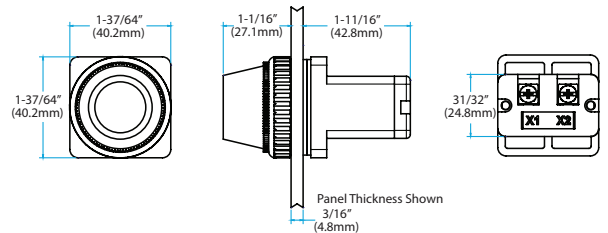
For complete ratings and detailed specifications refer to www.c3controls.com.

DIMENSIONS

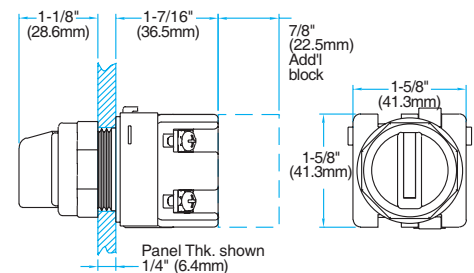
Non-Illuminated Operator (shown with Flush Cap)



Full Voltage Pilot Light Operator (shown with PLL and IP20 Terminal Guard)



Selector Switch Operator (shown with Standard Handle)



CERTIFICATIONS

Conformity to Standards:

PILOT DEVICES
UL 508, 1604

CSA C22.2 No. 14, 213
IEC 60947-1, 60947-5-1

Certifications:

UL File #: E68568 (Guide NKCR, NKCR7);
E157436 (Guide NOIV)
CSA File #: LR47446
CE Marked (per EU Low Voltage Directive
2006/95/EC and RoHS Directive
2011/65/EU)



MULTI-VOLTAGE PILOT LIGHTS
UL 508, 1604

IEC 60947-1, 60947-5-1

UL File #: E68568 (Guide NKCR, NKCR7);
E157436 (Guide NOIV)
CE Marked (per EU Low Voltage Directive
2006/95/EC and RoHS Directive
2011/65/EU)



Visit www.c3controls.com to download product certifications.

