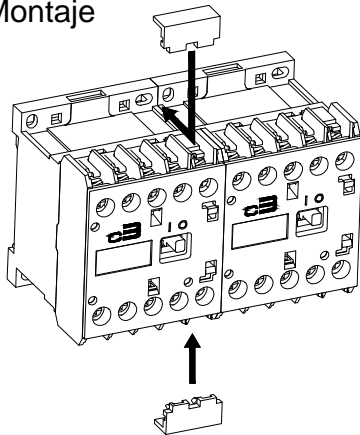


Mechanical Interlock

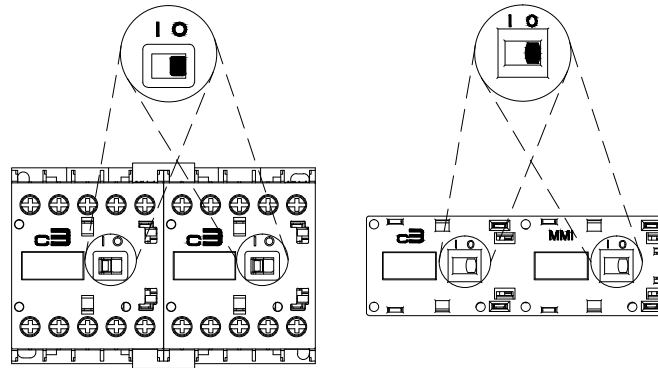
Ó[[ ~ ^Á^Á) &œœ ã} d Á ^& } œ  
 Ó[[ & Á^ÁQ c' d œœ ^} d Á ^&é } œ

Assembly  
 Montagem  
 Montaje

(1)

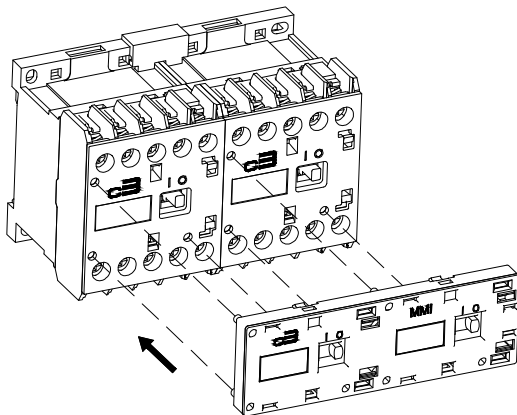


(2)



Before mounting keep in position "0"  
 Para la montaje mantener en la posición "0"  
 Úasá [ ] œ ^{ Á œ c' Á Á [ • œé] ÁÁ

(3)



WARNING:

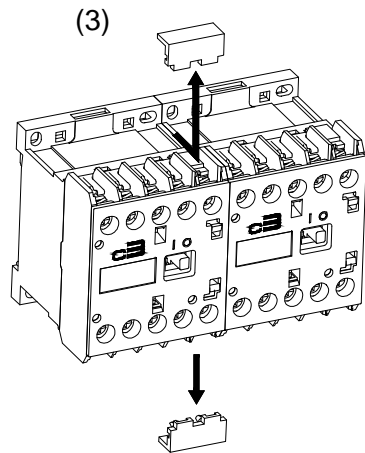
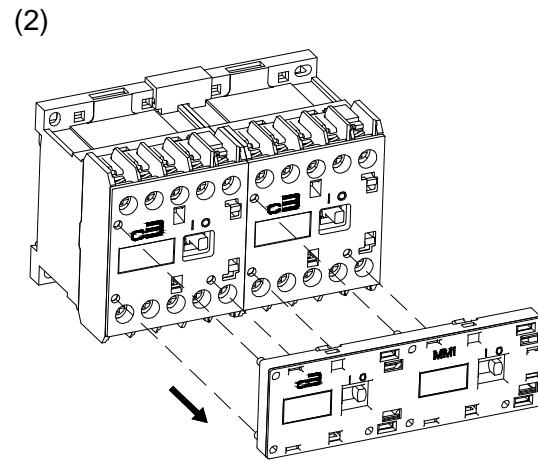
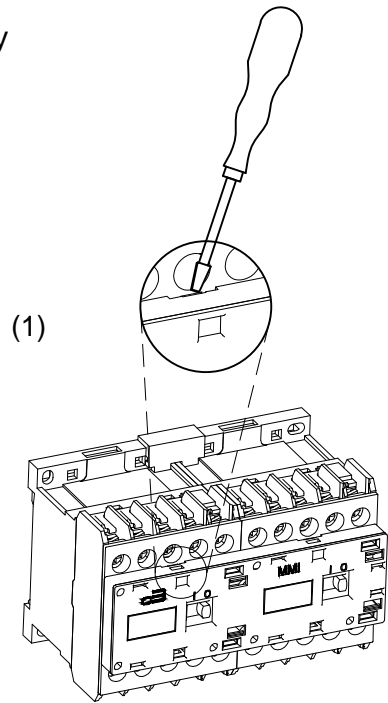
Disconnect power before proceeding with any work on this equipment. Installation and maintenance by technical personnel only. Install products in accordance with the operation instructions and the NEC (U.S. National Electrical Code) regulations or local applicable codes and standards.

AVERTISSEMENT :

Ö..áá &@: Á Á [ ~ ç] á ÁÁ ~ á • œ &œœ c'œá ~ á Á^Á Q [ ] : c  
 ~ ^Á^ÁœœÁ ^ÁÁ. ~ á ^} d Á Q • œœœ } Á Á œ c } Á œ  
 personnel technique seulement. Installez des produits  
 & } f i { . { ^} œ c Á • d ~ &œ } • Á Q } . . . œœ } Á Á Á ÖÖÁ Á Ö á á  
 " ^&dá ^Á œœ } œœœ . . . Áœœ ÁÁ • Á ~ | { ^} • Á ~ Á Á • & } á •  
 applicables locaux et des normes.

Thank You for choosing

Disassembly  
Desmontaje  
Demontage



Dimensions  
Dimensiones  
Öä ^} •/ ^•

