P.O. Box 496
Beaver, PA 15009
USA
724.775.7926
www.c3controls.com

Assembly Instructions
Instrucciones de Montaje
Instru- »es de Montagem
(Cat. 330-SA)

series 330

Side mountable auxiliary contact block
Bloque de contactos auxiliares laterales
Bloco de contatos auxiliares laterais

Mounting
Montaje
Montagem

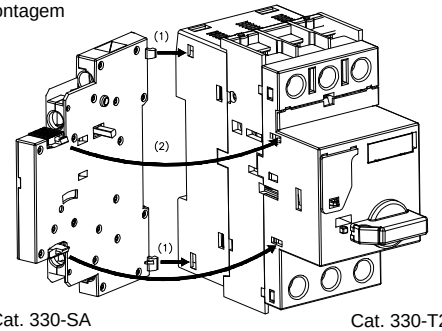

Cat. 330-SA

Cat. 330-T25,
330-M25

Removing
Desmontaje
Desmontagem

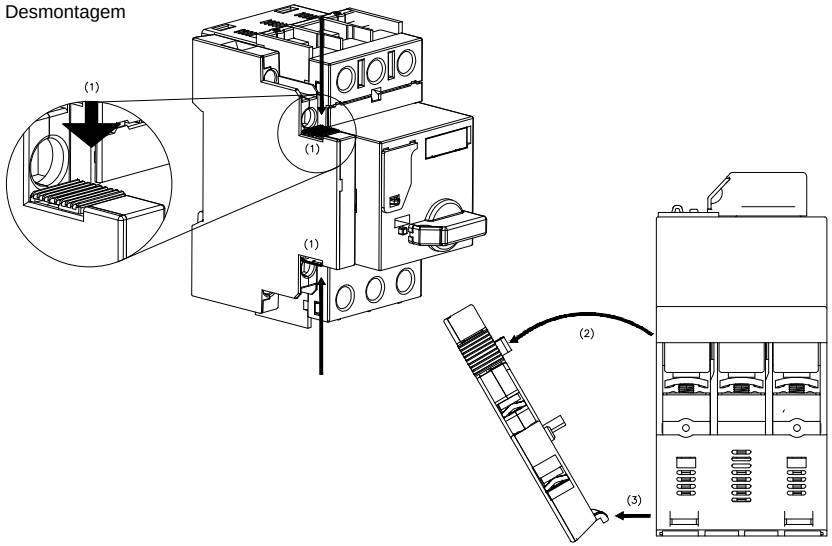

WARNING:
Disconnect power before proceeding with any work on this equipment. Installation and maintenance by technical personnel only. Install products in accordance with the operation instructions and the NEC (U.S. National Electrical Code) regulations or local applicable codes and standards.

AVERTISSEMENT:
D®branchez le pouvoir(la puissance) avant la suite de n'importe quel travail sur cet ®quipement. Installation et maintien par personnel technique seulement. Installez des produits conform®ment aux instructions d'op®ration et le NEC (le Code £lectrique national am®ricain) des r¯glements ou des codes applicables locaux et des normes.

Dimensions
Dimens»es
Dimensiones

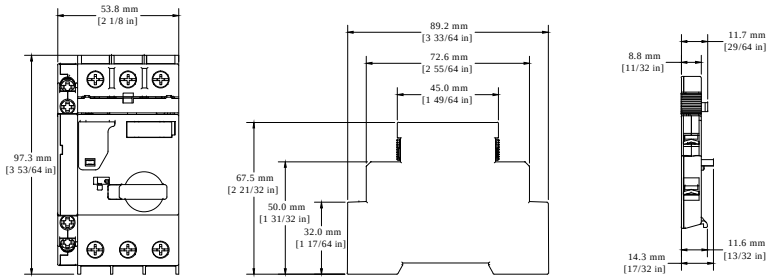

Product Installation Data can be downloaded from our website, www.c3controls.com

Thank You for choosing

IL100139
REV 2