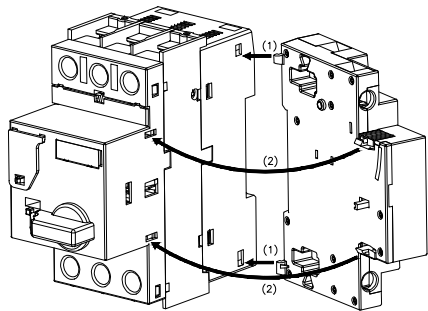


Assembly Instructions
 Instrucciones de Montaje
 Q•d~ 8/ ^•Å^Á [] æ ^{
 (Cat. 330-UR25 and Cat. 330-SR25)

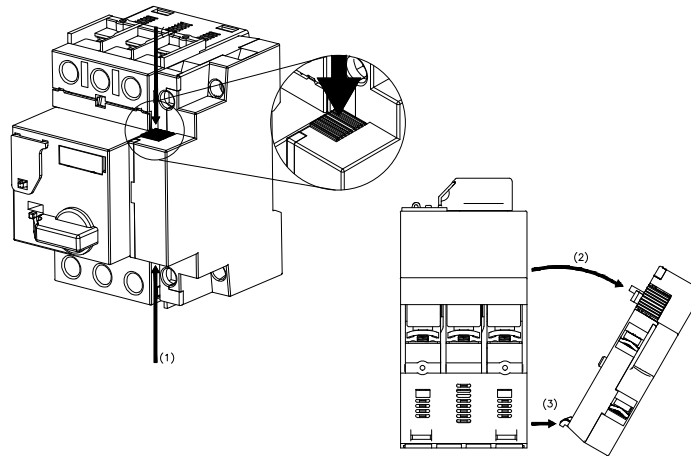
Undervoltage Release / Shunt Release
 Öã] ææ[/ Å^Á 0 ä æ^/ • æ / ÅÖ [ä ä æ^/ Öã] æ[
 Ö [ä ä æ^/ Öã] æ[/ Å^Á æ æ / • æ / ÅÖ [ä ä æ^/ Öã] æ[/ Å Öã æ] ææ

Mounting
 Montaje
 Montagem



Cat. 330-T25, 330-M25 Cat. 330-UR25, 330-SR25

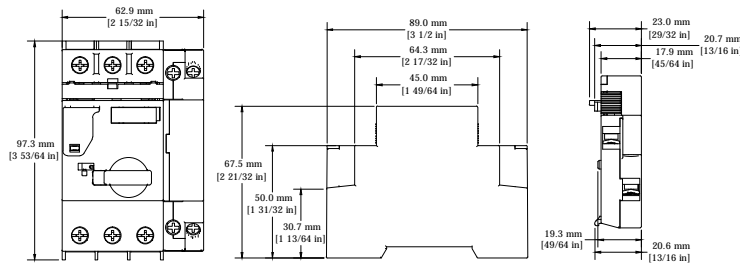
Removing
 Desmontaje
 Desmontagem



WARNING:
 Disconnect power before proceeding with any work on this equipment.
 Installation and maintenance by technical personnel only. Install products in accordance with the operation instructions and the NEC (U.S. National Electrical Code) regulations or local applicable codes and standards.

AVERTISSEMENT:
 Ö. ä! æ 8@: Á^Á [c [ä Qæ] ~ ä • æ 8/ Dæ æ 0æ^ æ Å^Á Ö [] : æ Á^ Á æ æ æ • / Å^Á Ö. ~ ä ^ (^) æ Q • æ æ æ æ] Á Ö æ æ æ] Á æ Á^ Á • [] / Å^Á 8@ æ ~ ^ ^ • ^ / (^) æ Q • æ æ : Å^Á Á [ä ~ ÅÖ [] : [[(^) 0æ c Å • d ~ 8æ] • ÅÖ [] : æ æ] / Å^Á Ö Ö Ö Á Ö [ä^Á / & d ~ ^ Á æ æ] æ æ æ .. æ æ æ Dæ^ Á • Á = / (^) 0 Á^ Á^ • codes applicables locaux et des normes.

Dimensions
 Dimensiones
 Öã] • / •



Product Installation Data can be downloaded
 from our website, www.c3controls.com
 Thank You for choosing