

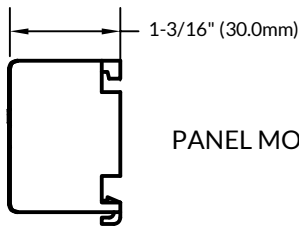
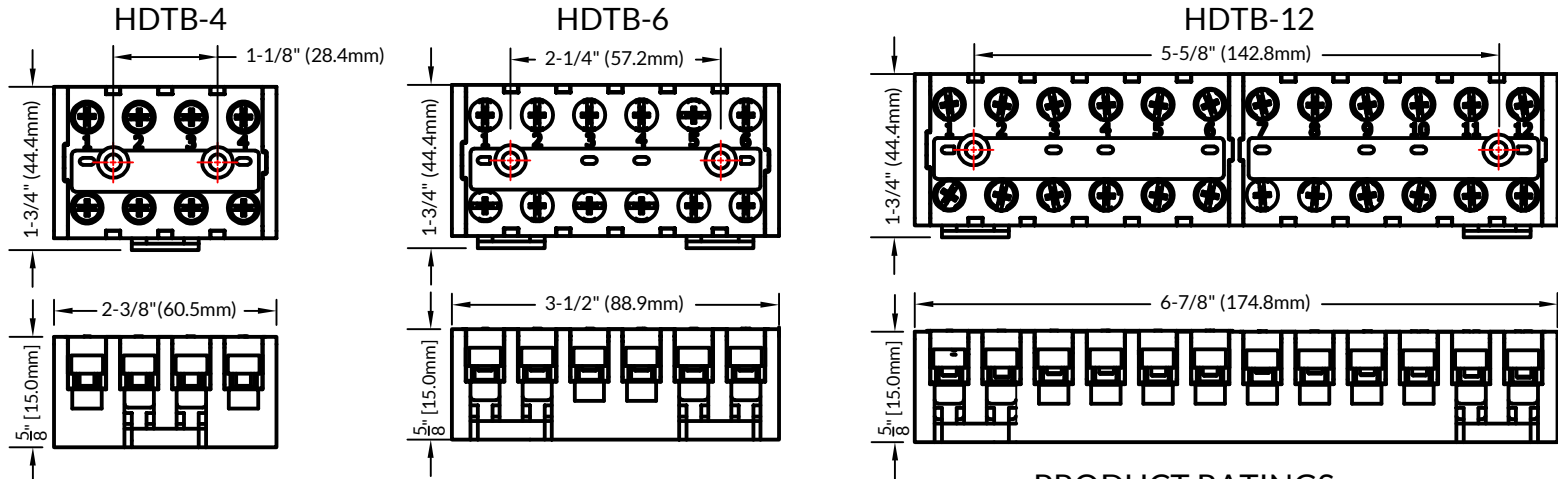
High Density Terminal Block Installation Instructions & Dimensional Drawings

K:\Archive- Eng\Docs\IL- Instruction Leaflets\c3controls_logo_br.jpg

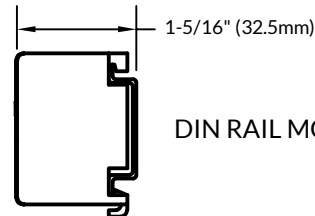
www.c3controls.com

P.O. BOX 496
BEAVER, PA 15009
PH: 724-775-7926
FAX: 724-775-5283
www.c3controls.com
e-mail:
info@c3controls.com

Product Overall Dimensions



PANEL MOUNT

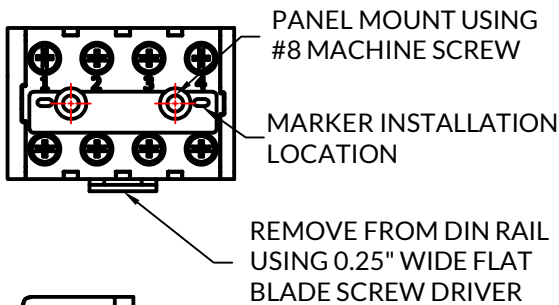


DIN RAIL MOUNT

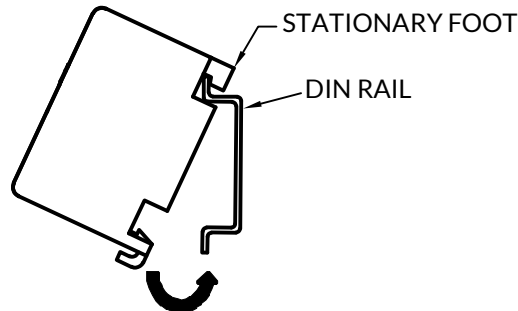
PRODUCT RATINGS

OPERATING TEMPERATURE	-20 TO 80° C
MAXIMUM VOLTAGE	(V):600
MAXIMUM CURRENT	(A):30
CONDUCTOR RANGE WIRE:	# 18-# 10AWG (0.34 - 4mm ²)
RING LUG:	#10
WIRE STRIP LENGTH:	5/16"
TERMINAL GUARD:	IP20
TERMINAL TORQUE	7-12lb.in. (max 18-20 lb.in)

INSTALLATION INSTRUCTIONS

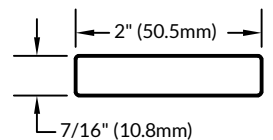


DIN RAIL INSTALLATION



LATCH STATIONARY FOOT ONTO DIN RAIL,
THEN ROTATE THE TERMINAL BLOCK UNTIL
THE BOTTOM FOOT ENGAGES

HDTBMS-4



HDTBMS-6

