

Elevator Controls Wholesale

*The Distributors Guide to Control Components
for Elevators and Escalators*



Table of Contents

1	About c3controls	2
2	Glossary of Terms	3
3	Market & Program Overview	4
4	Meet Our Program Leaders	5
5	Elevator Products	6
6	Elevator Isometric	8
7	c3controls Product Portfolio	9
8	White Papers	10
9	Why choose c3controls	11

About c3controls

Since 1976, c3controls (c3controls.com) has partnered with wholesale distributors, OEMs, and electrical equipment builders to deliver a comprehensive portfolio of industrial control products for even the most demanding applications. By maintaining strict control over the development and manufacturing of every product, c3 provides extraordinary value through unmatched quality, competitive pricing, same-day shipping, and a lifetime product warranty. Our vertically integrated approach ensures faster response times, consistent supply, and the flexibility needed to serve customers, fostering a level of innovation that leads the industry.



Glossary of Terms

American Society of Mechanical Engineers:
ASME is a global organization that develops and publishes safety standards and codes relating to mechanical engineering.

ASME 17.1:
The safety code for elevators and escalators that covers design, construction, installation, operation, inspection, testing, maintenance and repair.

Battery Backup:
An emergency power source installed to ensure operation during power outages.

Call Button:
A user interface with buttons that communicate with the control system to deliver elevator service to a desired floor.

Car:
The car, or cabin, is the compartment suspended within the hoistway that houses passengers and/or goods.

Car Operating Panel:
The user interface within the car that includes floor buttons, status lights, emergency buttons and more.

Control Panel:
An enclosure with an assembly of switches, indicators, and other devices used to operate and monitor electrical equipment.

Controller:
The controller, or control system, contains electrical circuits responsible for managing the operation of the elevator car and associated equipment, ensuring top safety and performance.

Counterweight:
A series of weights connected to the car that balance weight in order to reduce the load on the motor and improve efficiency.

Door Operator:
An automatic mechanism that utilizes sensors and motors for the safe and efficient opening and closing of the car door.

Drive System:
A mechanism responsible for moving the car between floors. Components include a motor (AC or DC), gearbox and hoist system.

Elevator:
A vertically traveling platform enclosed in a hoistway designed to transport passengers and/or goods between floors in buildings.

Escalator:
A moving sidewalk or staircase inclined between floors, that transports passengers continuously in one direction.

Freight Elevator:
A large elevator specifically designed for transporting heavy materials and machinery. Small freight elevators are dumbwaiters.

Hoistway:
A vertical, enclosed shaft through which the elevator travels. Common hoist systems are hydraulic and traction.

Hydraulic Hoist System:
A mechanism in which pressurized hydraulic fluid acts like a piston to raise and lower the car.

Landing:
A designated floor in which passengers and/or goods can board or exit the car.

Machine Room:
A centralized space that houses the drive system and electrical controls responsible for operating the elevator. Machine room-less (MRL) systems eliminate the need for a separate room by integrating equipment into the hoistway.

Passenger Elevator:
An elevator specifically designed for transporting people between different floors in a building.

Pit:
The foundation or recessed area at the bottom of the shaft that provides a buffer for elevator support components.

Safety System:
A set of controls such as switches, relays, and emergency stop buttons that ensure safe operation and protect passengers.

Service Disconnect:
The main power switch or breaker that isolates the entire electrical supply during maintenance and emergencies.

Traction Hoist System:
A pulley mechanism in which the car is raised and lowered by ropes/cables attached to a motor. Can be geared or gearless.

Market & Program Overview

Elevator distributors across North America are navigating a market in flux. New safety regulations are prompting building owners to modernize aging elevators to meet stricter codes, driving a wave of upgrade projects. At the same time, rapid development is fueling steady construction of high-rises and infrastructure, which in turn expands the need for advanced elevator control components in new installations. These opportunities come with challenges: global supply-chain disruptions and component shortages have made certain parts harder to source, causing delays in some elevator projects. Distributors are adapting to this dynamic environment, balancing strong demand with the realities of leaner supply and evolving industry standards.

Despite headwinds, demand for elevator components and controls remains robust and multifaceted. Both new construction and retrofit projects are key drivers: modern developments require state-of-the-art elevator controls, while older buildings are upgrading their elevators to improve safety, efficiency, and reliability. This dual engine of growth ensures a consistent need for products ranging from control panels to safety sensors, keeping distributors' sales pipelines healthy.

Many distributors are also streamlining inventory and becoming more selective in what they stock. Rather than carrying every possible part, companies are focusing on high-turnover, critical items and relying on agile supply partners for less common components. This leaner approach to stocking ensures that distributors have the essentials on hand for immediate needs without over-investing in rarely used items. In an era of long lead times, such prudent inventory management helps distributors maintain service levels and profitability.

c3controls can help distributors step ahead. Our combination of 17+ million product configurations, same-day shipping, lifetime warranty, and up to 40% advantage pricing enables you to react faster to changing market needs without overextending your inventory. In an environment full of change, partnering with c3controls means you can focus on being proactive, profitable, and a step ahead of the competition.

Program Benefits

- Unmatched Product Range:**
With 17+ million possible configurations, distributors can source exactly what their customers need from one supplier – covering everything from contactors and circuit breakers to enclosed control solutions and so much more.
- Same-Day Shipping:**
We ship orders the same day they are received, helping distributors reduce local inventory requirements and get products into customers' hands quickly.
- Limited Lifetime Warranty:**
Every c3controls product comes with a limited lifetime warranty, reflecting our confidence in quality and giving both distributors and end customers peace of mind about long-term reliability.
- Advantage Pricing:**
Our direct-to-market business model yields savings of up to 40% on comparable products – a margin advantage distributors can leverage to win more business or improve profitability.
- Quality Assurance:**
All products meet or exceed global standards (UL, IEC, etc.), and our ISO-certified processes ensure consistent performance. Distributors can trust that every item will perform as promised in the field.
- Marketing Expertise:**
Distributors can also tap into our sister company, [c3digitus](#), a digital marketing agency specializing in industrial B2B, for added support in driving visibility and leads.

Meet Our Program Leaders

At c3controls, we understand that distributors and wholesalers are the lifeblood of the industry.

Our Elevator Controls Distributor Program is designed to help you compete smarter, operate leaner, and grow faster – with a partner who's fully invested in your success. We believe partnership means listening, adapting, solving, and growing together. That's why at c3controls, **"We Listen. We Adapt. We Solve. We Partner. We Are You."**



Geoff Taylor

President & CEO

Geoff Taylor is an established leader in the industrial control industry. As President & CEO, he has led c3controls through transformative global growth and expansion while improving operational excellence, quality, and ensuring customer satisfaction is second to none. Creating an exceptional culture to deliver extraordinary value while improving the lives and communities c3 serves is the cornerstone of his work and life.



Ted Wodoslawsky

Vice President & Chief Operating Officer, c3digitus

Ted brings a wealth of experience in the wholesale distribution and controls industries, having previously served as the Distribution Programs Manager and Product Manager for Rockwell Automation. He also held leadership roles as the Director of Marketing for ABB Low Voltage Products and the VP of Marketing for ABB Robotics. Ted's deep understanding of the industry makes him a key voice in the field and an advocate for the value of independent distributors.



Rick O'Neal

Vice President, Sales

Rick O'Neal has over 30 years of experience in the electrical industry. His deep expertise was forged through key leadership roles at major industry players. Rick began his career with Westinghouse Electric (now Eaton) and went on to hold Vice President positions at companies like Technology Research Corporation, Coleman Cable and Southwire Company, highlighting his significant background in the wholesale distribution segment of the industry.



Guillermo Romero

Director of Sales - c3electrical

Guillermo has over two decades of experience in the electronics manufacturing and industrial controls sectors. Throughout his extensive career at TRC (a subsidiary of Southwire Co.), he held various leadership roles in business development, product management, and sales operations. Currently, Guillermo leads the c3Electrical business segment at c3controls, where he has been instrumental in cultivating strong relationships with distributors and OEMs.

Products for Elevator and Escalator Applications

Pilot Devices



- Modular range of 30mm, 22mm, 16mm & 13mm
- Type 1, 2, 3, 3R, 4/4X, 12, and 13
- Non-Illuminated, Illuminated and Keyed Operators in both maintained and momentary operations
- Color-coded, snap-on contact blocks with angled captive screws and pressure plates
- Full voltage, multi-voltage, resistor, and dual input light units in a wide range of voltages up to 600VAC/VDC

22mm Emergency Push Button



- 22mm NEMA 2-position maintained open and close style button
- Meets ASME A17.1 standards for safety and functionality in elevator car and pit applications
- The red mushroom cap is clearly and permanently marked with "PUSH TO STOP PULL TO RUN"
- Audible alarm integration

Control Stations (+ E-Stops)



- Standard pre-configured assemblies of 30mm and 22mm pilot devices (customizable configurations available)
- Enclosure constructions in Polycarbonate, Polyester, and Die Cast Aluminum
- Operator options in both non-illuminated and illuminated
- Each assembly comes with laminated, laser engraved legend plates
- Fully assembled and ready to use out of the box

General Purpose Relays



- Octal Base with pin terminals and Square Base with blade-style terminals
- Various pole combinations and coil voltages
- Color-coded push buttons for distinguishing AC and DC
- Built-in retainer clips in relay sockets
- Marking plates on relays and sockets

Electronic Timing Relays



- Compact design, sizes in 17.5mm, 22.5mm, and 45mm wide
- Single, dual and multi-functions
- Timing ranges from 0.01 seconds to 9,999 hours
- DIN Rail, Panel, Socket, and enclosure door mountings
- Voltage inputs 20-240 VAC and 12-240 VDC

Industrial Power Supplies




- Designed to deliver the power with up to 93% efficiency
- Adjustable voltage options in 12, 24 and 48V
- Output power range from 60W to 480W
- DC OK relay contacts are standard on 240W and 480W
- Compact design - 43mm wide, up to 60mm

Disconnect Switches



- Door mount, panel-base mount, and panel mount with integral operator
- Certified for use in Manual Motor Controller applications suitable as Motor Disconnects
- 16 - 125 Amps in 3, 4, and 5 pole configurations
- Motor loads up to 40HP @ 480V (55kW @ 400V)
- Operating handles rated for Type 1, 2, 3, 3R, 4/4X, 12, 13, IP55, and IP65

Miniature Circuit Breakers (+ Bus Bars)



- UL 489 & UL 1077
- 1, 2 and 3 Pole combinations
- 10kA SCCR @ 480V/277VAC
- Current ratings up to 63 Amps
- B, C and D curve ratings

Contactors and Control Relays



- Contactors: 9 to 105 Amps
- Contactors: 100kA SCCR @ 480V and 600V with Class J fuses
- Contactors: AC and DC - electronic coil control on DC devices
- Control Relays: Bifurcated contacts
- Control Relays: Rated 16A AC-1, A600, and Q600 for applications up to 600V

Control Circuit Transformers



- Ratings from 20 to 300VA
- Operating voltages from 120V to 480V on primary side, and 24V on secondary side
- Over-current protection options; inherent or non-inherent, or manual resettable circuit breaker
- Integrated grounding system and space-saving footprint
- Versatile for Class 2, Class 3, and general purpose applications

Control Power Transformers



- Open-type control transformers ranging from 50 to 5000VA
- Integrated terminal blocks and a finger-safe terminal guard, with IP20 protection on primary and secondary sides
- Each transformer variant features a Class H insulation system
- Capable of handling dynamic loads effectively, suitable for applications with fluctuating power demands
- Ability to provide multiple voltage outputs from a single unit

Enclosed Power Supplies



- Equipped with a dedicated circuit breaker, an easily visible, illuminated on-off switch, and powered by a robust transformer
- Up to five 24VAC class 2 output circuits from a single 120VAC input source
- Transformer configurations in single and dual
- Ready for installation on your perforated subpanel
- Conveniently pre-packaged in a metal enclosure

Overload Relays



- Available in five frame sizes with a current adjustment range of 0.28 - 112A
- High fault SCCR of 100kA @ 480V and 600V with Class J fuses
- Full load current adjustment ratio of approx. 1:1.5 enables relay to be set to exact FLA of motor
- Single phase sensitivity to protect motors against damaging phase loss conditions
- Manual or automatic reset and test modes, and stop button all in a single device

Motor Protection Circuit Breakers



- Multi-Function: Manual Motor Controller, Motor Disconnect, Group Motor Installations
- 50kA SCCR @ 480V
- Self-protected Type E up to 50kA @ 460V
- FLC up to 32 Amps
- Trip Class 10 Thermal and Magnetic Elements

Direct-On-Line Starters (+Enclosed)




- Open-style starters consist of either a Contactor & Overload Relay, or a Motor Protection Circuit Breaker & Contactor
- Enclosed starters come pre-wired with a variety of pilot device options
- Factory assemblies provide the convenience of a single catalog number and shorter control panel bill of material

VFD Bypass Panels




- Can be installed as either a temporary replacement to a VFD or as a system backup
- Each assembly includes: fused disconnect switch, contactors, control transformer, a variety of 22mm IEC pilot devices, and power and control terminal blocks
- Optimized width to save wall space

IEC Terminal Blocks



- Screw Clamp, Spring Clamp, and Miniature
- 5mm - 25mm widths
- 25 - 230 Amps
- Feed Through, Ground, Multi-Conductor, Double & Triple Level, Fuse Holder, Power Distribution, and more
- DIN Rail mounting; snap-on, snap-off assembly

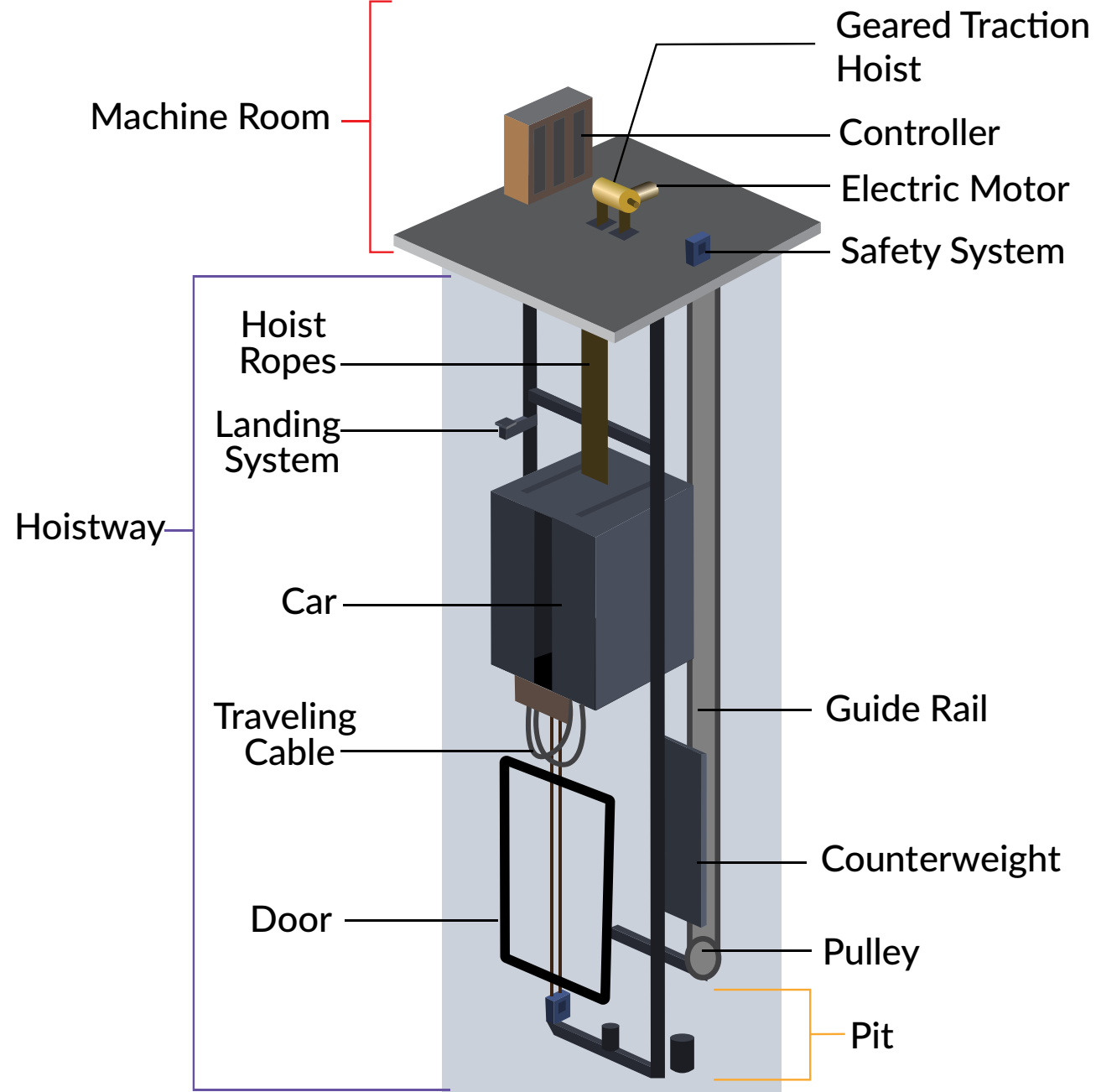
Wire Duct & DIN Rail



- Wire Duct: 13 dimensions from 25mm wide up to 80mm, and up to 2m in length
- Wire Duct: Narrow and Wide Slot
- DIN Rail: 35mm rails in steel and aluminum
- DIN Rail: 1m (3.28ft) or 2m (6.56ft) lengths
- DIN Rail: Standard package quantities, or pallet options available

Elevator Isometric

No matter what systems your customers service, our electrical controls can help!



Product Portfolio

Our 17 million+ product configurations deliver durability and reliability—even in the most punishing environments—meeting and exceeding global standards for quality and safety.

series DS DISCONNECT SWITCHES <small>NON-FUSED & ENCLOSED</small>	series 1100 series 1110 MINIATURE CIRCUIT BREAKERS	series 300 series 310 <small>non-reversing reversing</small> CONTACTORS & CONTROL RELAYS	series 320 OVERLOAD RELAYS
series 620 DIRECT-ON-LINE STARTERS <small>CONTACTOR + OVERLOAD RELAY</small>	series E620 ENCLOSED DIRECT-ON-LINE STARTERS <small>CONTACTOR + OVERLOAD RELAY</small>	series 330 series E330 MOTOR PROTECTION CIRCUIT BREAKERS <small>OPEN & ENCLOSED</small>	series 630 DIRECT-ON-LINE STARTERS <small>MOTOR PROTECTION CIRCUIT BREAKER + CONTACTOR</small>
series E630 ENCLOSED DIRECT-ON-LINE STARTERS <small>MOTOR PROTECTION CIRCUIT BREAKER + CONTACTOR</small>	series 3030 series 3030 <small>industrial hazardous</small> 30MM PILOT DEVICES <small>FOR INDUSTRIAL & HAZARDOUS LOCATION</small>	series 2222 series E2222 <small>iec nema</small> 22MM PILOT DEVICES <small>IEC & NEMA</small>	series WTL WORLD TOWER LIGHTS
series CS CAM SWITCHES	series 16 16MM PILOT LIGHTS	series 13 13MM PILOT LIGHTS	series EC CONTROL STATION ENCLOSURES
series ECP 300 ENCLOSED UL508A COMBINATION MOTOR STARTERS	series EPS ENCLOSED POWER SUPPLIES	series ECP BP VFD BYPASS PANELS	series IPS INDUSTRIAL POWER SUPPLIES
series CCT CONTROL CIRCUIT TRANSFORMERS	series CPT CONTROL POWER TRANSFORMERS	series TB TERMINAL BLOCKS	series TBR TERMINAL BLOCK RELAYS
series ETR ELECTRONIC TIMING RELAYS	series 200 series 210 GENERAL PURPOSE RELAYS	series WD WIRING DUCT	series DIN DIN RAIL

White Papers

Product professionals AND subject experts!

Check out c3controls' extensive library of white papers:



Replacing VFDs with Motor Starters

Replacing VFDs with Motor Starters

Unable to source variable frequency drives (VFDs) and soft starters due to the shortages of raw materials? You have a variety of choices when selecting an electric motor starter. Download our paper to see how you might be able to use standard motor control in place of a VFD.

[READ WHITEPAPER](#)

How to Size a Disconnect Switch for Your Project

How to Size a Disconnect Switch for Your Project

Is your project calling for a disconnect switch? Check out this guide to learn how to find the perfect fit disconnect switch for your needs.

[READ WHITEPAPER](#)



Are Fuses Actually Cheaper Than Circuit Breakers in Control Applications?

Are Fuses Actually Cheaper Than Circuit Breakers in Control Applications?

Discover the differences between MCBs (Miniature Circuit Breakers) and fuses and Arm yourself with knowledge for a secure and efficient electrical system. Make informed decisions for electrical safety.

[READ WHITEPAPER](#)



AC versus DC MCBs The Difference is More Than a Letter!

AC vs DC MCBs: The Difference is More Than a Letter!

Discover the critical distinctions between AC and DC Miniature Circuit Breakers (MCBs) in our in-depth whitepaper. Explore their workings, applications, and crucial considerations for optimal electrical safety and system integrity. Learn how to choose the right MCB for your specific needs.

[READ WHITEPAPER](#)



The Basics of a Contactor & Different Types of Contactor Devices

The Basics of a Contactor & Different Types of Contactor Devices

A contactor is a relay for switching an electrical circuit on or off. Most commonly used with electric motors and lighting applications, they provide a level of isolation away from the high electric currents.

[READ WHITEPAPER](#)



PANEL ESSENTIALS 3: UL508A Control Panel Design Considerations

Panel Essentials Series 3: UL508A Control Panel Design Considerations

Find out the basic design considerations you need to know when building a UL 508A panel.

[READ WHITEPAPER](#)

Why choose c3controls



Integrated Manufacturing

Vertical integration is the cornerstone of c3controls as it places innovation, development, design, manufacturing, testing, and shipping all within our control. With Everything Under Control, we can ensure the highest quality and customer satisfaction.



Innovation

Product innovation is in our DNA. We approach our products as solutions. Unlike our competition, our business model allows us to provide customers with premium controls without the premium price.



Same-Day Shipping

Reduce inventory. Improve cash-flow. Save money. Our customers enjoy peace of mind knowing they'll get what they need, when they need it. Our promise, guaranteed!




Limited Lifetime Warranty

With total control over engineering and manufacturing, we are able to guarantee the highest quality products on the market—products free of defects in material, workmanship, and design.



Advantage Pricing

Total control means lower overhead and direct sales. For our customers, this translates to savings of up to 40+% on c3controls premium products.



Customer First

Commitment to the success of our customers is a core value and the driving force behind all we do. We promise concierge style service that makes doing business easy, personalized, and responsive.

724.775.7926
c3controls.com



c3controls[®]
Everything under control.