


# IEC TERMINAL BLOCKS



c3controls' line of IEC terminal blocks are both innovative and user-friendly. They are simple to install and are color-coded for easy circuit identification. From standard feed-through spring clamp or screw clamp to disconnect, fuse holder, and power distribution terminal blocks, we've got what you need.

## Section 22



### Screw Clamp Connection

Feed Through DIN Rail	4
Ground DIN Rail	10
Multi-Conductor Feed Through DIN Rail	12
Double Level Feed Through DIN Rail	13
Triple Level Feed Through DIN Rail	14
Fuse Holder DIN Rail	16
Disconnect DIN Rail	19
Power Distribution Block - Panel and DIN Rail Mount	20
Miniature Feed Through Panel Mount	21

### Spring Clamp Connection

Feed Through DIN Rail	22
Ground DIN Rail	25
Multi-Conductor Feed Through DIN Rail	27
Miniature Feed Through Panel Mount	30

### Accessories & Markers

### Guide for Selecting Screw Driver Blade Dimensions

### Dimensions

## PROVEN



#### Conformity to Standards:

UL 1059, 486  
CSA C22.2 No. 158-1987  
IEC 60947-1, 60947-7-1

#### Certifications:

UL File #: E145984 (Guide XCFR2, XCFR8)

CE Marked (per EU Low Voltage Directive 2006/95/EC and RoHS Directive 2011/65/EU)

Visit [www.c3controls.com](http://www.c3controls.com) to download product certifications.

# IEC TERMINAL BLOCKS

c3controls offers a comprehensive line of IEC Terminal Blocks, and each one of our products is designed and manufactured to meet the needs of the machine builder. Check out all the features of our Series WTB2 below!

## FOR DURABLE, SIMPLE, LONG-LASTING TERMINAL BLOCKS TURN TO C3CONTROLS.


✓ <b>Proven</b>	Our IEC terminal blocks meet UL and IEC standards requirements making them suitable for use in global applications.	
✓ <b>Multiple Wire Sizes</b>	Our IEC terminal blocks accept wires as small as 0.5mm <sup>2</sup> (24 AWG) and as large as 120mm <sup>2</sup> (4/0 AWG), and up to 232 amps.	
✓ <b>Wide Range of Operation</b>	A wide range of terminal blocks available from 5mm – 25mm in screw clamp, power distribution, and spring clamp, with ratings from 20A to 232A.	
✓ <b>Vibration Resistant</b>	The pre-loaded 302 stainless steel spring clamps hold the wire securely against the current bar and won't loosen, even in high vibration applications.	
✓ <b>Heavy-Duty Construction</b>	We mold our terminal block housings from unbreakable thermoplastic with a UL94 V-0 flammability standard, and we use quality zinc plated brass and electrolytic copper for our metal parts for excellent conductivity and to minimize corrosion.	
✓ <b>Visible Certifications</b>	Our product certifications and electrical ratings are clearly marked on the outside of the terminal blocks for easy reference during installation.	
✓ <b>Quick Identification</b>	Color coded blocks and terminal markers are available for easy circuit identification.	
✓ <b>Time &amp; Space Savings</b>	Internal jumpers in up to 10 positions free up valuable wiring space and reduce assembly time.	
✓ <b>Limited Lifetime Warranty*</b>	Every product is backed by our limited lifetime warranty—unmatched in the industry—bringing you quality components that perform in the most demanding applications.	
✓ <b>Guaranteed Same-Day Shipping*</b>	Product availability reduces inventory, and improves cash-flow—saving you money. With c3controls any order for standard catalog items received by 6:00pm ET is guaranteed to ship same-day.	
✓ <b>Advantage Pricing</b>	Our approach to product development, manufacturing, and focus on servicing the OEM and Electrical Equipment Builder reduces cost. The result—the best value in the industry.	

\*See c3controls Terms & Conditions for complete details on our warranty and shipping guarantee. Same-day shipping does not apply on plotter and plotter accessories.

“ c3controls has helped us reduce the costs on all of our control panel components. From terminal blocks, power disconnects, selector and push button switches, to motor contactors and overload relays, c3controls' products are all we use. ”

Joel Fritz, President & CEO • Pacific Kiln & Insulations, Co. Inc.


IEC Screw Clamp Multi-Level DIN Rail




IEC Screw Clamp Power Distribution



IEC Spring Clamp Ground DIN Rail




IEC Spring Clamp Multi-Conductor Feed Through DIN Rail




**UNIQUE PRODUCT LINE FEATURES**

**SECURITY**




Our snap-on, rugged DIN rail mounting foot is designed to easily attach terminal blocks while creating a secure fit.

**SAFETY**




All c3controls terminal blocks come with IP20 protection against accidental contact and have a UL94 V-0 flammability rating.

**STABILITY**




Our screw clamp terminal blocks feature a vibration resistant zinc plated clamping system.

**WIRING MADE EASY**




The funnel entry design of our terminal blocks makes wiring easy and our spring clamp features top wiring.

**CIRCUIT IDENTIFICATION**



Marking system allows for fast and easy circuit identification. Blank, custom, and standard markers are available.

**RECESSED TERMINAL SCREWS**



Captive terminal screws are recessed to avoid accidental contact and will not fall out during wiring.

**FIND IT FAST**

IEC Terminal Blocks





- Certifications
- Specifications
- Dimension Drawings
- Installation Instructions
- Easy To Buy

[www.c3controls.com](http://www.c3controls.com)

**IEC FEED THROUGH DIN RAIL TERMINAL BLOCKS**

SEE BOTTOM OF PAGE 5  
FOR COLOR OPTIONS.

DISCOUNT  
SCHEDULE **G**



**WTB2-W2**

**WTB2-W4**

SPECIFICATIONS	SINGLE-CIRCUIT TERMINAL BLOCK			SINGLE-CIRCUIT TERMINAL BLOCK		
	WTB2-W2			WTB2-W4		
Certifications	UL 1059 File #: E145984			IEC 60947-7-1		
Voltage Rating (V)	600			750		
Maximum Current (A)	25			35		
<b>WIRE RANGE</b>						
Solid Strand Conductor mm <sup>2</sup>	0.5 - 4			0.5 - 6		
Fine Strand Conductor mm <sup>2</sup>	0.5 - 2.5			0.5 - 4		
AWG Conductor	22 - 12			22 - 10		
Wire Strip Length (mm/inches)	9 / 0.35			9 / 0.35		
Tightening Torque (Nm/Lb-in) (for Terminal Block)	0.4 / 7			0.5 / 7		
Tightening Torque (Nm/Lb-in) (for Circuit Bridge)	0.2 / 1.77			0.2 / 1.77		
<b>OPERATING TEMPERATURE</b>						
Operating Temperature	-20 to +80° C (-4 to +176° F)			-20 to +80° C (-4 to +176° F)		
<b>ROHS COMPLIANCE</b>	For RoHS compliance documentation by product, refer to <a href="http://www.c3controls.com">www.c3controls.com</a>					
<b>TERMINAL BLOCKS</b>	<b>CAT. NO.</b>	<b>PCS./PKG.</b>	<b>LIST/PC.</b>	<b>CAT. NO.</b>	<b>PCS./PKG.</b>	<b>LIST/PC.</b>
(Standard) Grey	WTB2-W2	100	\$ 0.76	WTB2-W4	100	\$ 0.90
Black	WTB2-W2-BK	100	\$ 0.86	WTB2-W4-BK	100	\$ 1.00
Blue	WTB2-W2-BE	100	\$ 0.86	WTB2-W4-BE	100	\$ 1.00
Green	WTB2-W2-GN	100	\$ 0.86	WTB2-W4-GN	100	\$ 1.00
Orange	WTB2-W2-OR	100	\$ 0.86	WTB2-W4-OR	100	\$ 1.00
Red	WTB2-W2-RD	100	\$ 0.86	WTB2-W4-RD	100	\$ 1.00
White	WTB2-W2-WH	100	\$ 0.86	WTB2-W4-WH	100	\$ 1.00
Yellow	WTB2-W2-YW	100	\$ 0.86	WTB2-W4-YW	100	\$ 1.00
<b>ACCESSORIES (see pages 31-32)</b>	<b>CAT. NO.</b>	<b>PCS./PKG.</b>	<b>LIST/PC.</b>	<b>CAT. NO.</b>	<b>PCS./PKG.</b>	<b>LIST/PC.</b>
End Barrier						
Grey, Non-Metallic (Installs on 35mm DIN Rail)	WTB2-EB	50	\$ 1.50	WTB2-EB	50	\$ 1.50
Grey, Non-Metallic (Installs on 32mm and 35mm DIN Rail)	WTB2-EB2	50	\$ 1.50	WTB2-EB2	50	\$ 1.50
Steel (Installs on 35mm DIN Rail)	WTB2-EB3	50	\$ 1.50	WTB2-EB3	50	\$ 1.50
Circuit Bridge						
2 Position	WTB2-W2/2CB	10	\$ 1.10	WTB2-W4/2CB	10	\$ 2.20
3 Position	WTB2-W2/3CB	10	\$ 1.60	WTB2-W4/3CB	10	\$ 3.20
4 Position	WTB2-W2/4CB	10	\$ 2.60	WTB2-W4/4CB	10	\$ 4.20
10 Position	WTB2-W2/10CB	10	\$ 5.20	WTB2-W4/10CB	10	\$ 9.80
End Plate	WTB2-EPW2/4	50	\$ 0.50	WTB2-EPW2/4	50	\$ 0.50
Separator Plate	WTB2-AD2/4	50	\$ 0.55	WTB2-AD2/4	50	\$ 0.55
Partition Plate	WTB2-PPW2/4	50	\$ 0.55	WTB2-PPW2/4	50	\$ 0.55
Marker	WTB2-M5	100	\$ 0.07	WTB2-M6	100	\$ 0.07
Group Markers (see page31)						
Plated Steel Mounting Rail, DIN						
35mm x 7.5mm - Slotted - 1 Meter	DRMR3	1	\$ 9.70	DRMR3	1	\$ 9.70
35mm x 7.5mm - Slotted - 2 Meters	DRMR6	10	\$19.20	DRMR6	10	\$19.20
35mm x 15mm - Slotted - 1 Meter	DRMR3D	1	\$14.40	DRMR3D	1	\$14.40
35mm x 15mm - Slotted - 2 Meters	DRMR6D	10	\$27.60	DRMR6D	10	\$27.60
Aluminum Mounting Rail, DIN						
35mm x 7.5mm - Slotted - 1 Meter	DRMR3A	1	\$16.80	DRMR3A	1	\$16.80
DIN Rail Support Bracket	WTB2-BRKT1	1	\$ 1.60	WTB2-BRKT1	1	\$ 1.60

## IEC FEED THROUGH DIN RAIL TERMINAL BLOCKS

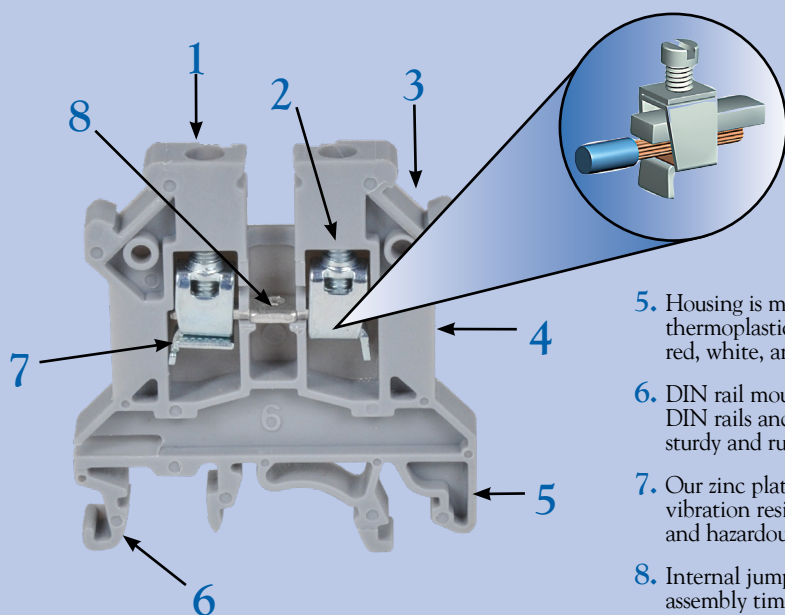
c3controls WTB2 Series of feed through terminal blocks have been designed to meet the strict specifications and standards of UL, CSA, and IEC. The WTB2 Series of terminal blocks is manufactured with a direct mounting foot for 32mm and 35mm standard DIN rails.

In addition to the mounting feature, the WTB2 Series is constructed using only the best available materials for both the housing and clamping bodies and parts. The housing is molded out of an unbreakable, high quality, V-0 flame resistant thermoplastic. The metal bodies are made of a high quality zinc plated, brass and electrolytic copper to provide excellent conductivity and minimize corrosion problems.

The WTB2 Series accepts wires as small as 0.5mm<sup>2</sup> (24 AWG) and as large as 120mm<sup>2</sup> (4/0 AWG), up to 232 Amps. Wiring to the terminal blocks is made easy by the funnel entry design of the housing. Accessories such as circuit bridges, end plates, partition plates, and markers make the WTB2 Series a flexible alternative to any feed through wiring or power distribution application.


### SPECIAL FEATURES

**C3CONTROLS MANUFACTURES THE MOST INNOVATIVE, USER-FRIENDLY LINE OF TERMINAL BLOCKS ON THE MARKET TODAY!**



1. Construction provides IP20 protection to guard against accidental contact with live parts — even with accessories installed.
2. Captive terminal screws will not fall out during wiring and are recessed to avoid accidental contact.
3. Marking system allows for fast and easy circuit identification. Blank, custom, and standard markers are available.
4. Funneled wiring entry with finger safe IP20 terminals simplifies wiring for fast and easy installations.
5. Housing is molded out of an unbreakable, high quality, V-0 flame resistant thermoplastic. Available in eight colors; grey, black, blue, green, orange, red, white, and yellow for quick identification of control circuit types.
6. DIN rail mounting foot allows for direct mounting on 32mm and 35mm DIN rails and is designed for easy snap on, snap off assembly — the most sturdy and rugged mounting foot on the market!
7. Our zinc plated clamping system provides superior conductivity, is vibration resistant, and offers superb corrosion resistance for normal and hazardous environments.
8. Internal jumpers (circuit bridges) free up valuable wiring space and reduce assembly time.



#### ADDITIONAL COLORS AVAILABLE FOR IEC TERMINAL BLOCKS



**IEC FEED THROUGH DIN RAIL TERMINAL BLOCKS**

SEE BOTTOM OF PAGE 5  
FOR COLOR OPTIONS.

**DISCOUNT  
SCHEDULE G**





**WTB2-W6**

**WTB2-W10**

SPECIFICATIONS	SINGLE-CIRCUIT TERMINAL BLOCK			SINGLE-CIRCUIT TERMINAL BLOCK		
	<b>UL 1059</b> File #: E145984			<b>IEC 60947-7-1</b>		
Certifications						
Voltage Rating (V)	600	750		600	750	
Maximum Current (A)	50	41		65	57	
<b>WIRE RANGE</b>						
Solid Strand Conductor mm <sup>2</sup>	1.5 - 10			1.5 - 16		
Fine Strand Conductor mm <sup>2</sup>	1.5 - 6			1.5 - 10		
AWG Conductor	22 - 8			18 - 6	—	
Wire Strip Length (mm/inches)	12 / 0.47			12 / 0.47		
Tightening Torque (Nm/Lb-in) (for Terminal Block)	0.8 / 9			1.2 / 14		
Tightening Torque (Nm/Lb-in) (for Circuit Bridge)	0.5 / 4.43			0.5 / 4.43		
<b>OPERATING TEMPERATURE</b>						
Operating Temperature	-20 to +80° C (-4 to +176° F)			-20 to +80° C (-4 to +176° F)		
<b>ROHS COMPLIANCE</b>						
For RoHS compliance documentation by product, refer to <a href="http://www.c3controls.com">www.c3controls.com</a>						
<b>TERMINAL BLOCKS</b>						
	<b>CAT. NO.</b>	<b>PCS./PKG.</b>	<b>LIST/PC.</b>	<b>CAT. NO.</b>	<b>PCS./PKG.</b>	<b>LIST/PC.</b>
(Standard) Grey	WTB2-W6	100	\$ 1.20	WTB2-W10	100	\$ 1.60
Black	WTB2-W6-BK	100	\$ 1.30	WTB2-W10-BK	100	\$ 1.70
Blue	WTB2-W6-BE	100	\$ 1.30	WTB2-W10-BE	100	\$ 1.70
Green	WTB2-W6-GN	100	\$ 1.30	WTB2-W10-GN	100	\$ 1.70
Orange	WTB2-W6-OR	100	\$ 1.30	WTB2-W10-OR	100	\$ 1.70
Red	WTB2-W6-RD	100	\$ 1.30	WTB2-W10-RD	100	\$ 1.70
White	WTB2-W6-WH	100	\$ 1.30	WTB2-W10-WH	100	\$ 1.70
Yellow	WTB2-W6-YW	100	\$ 1.30	WTB2-W10-YW	100	\$ 1.70
<b>ACCESSORIES (see pages 31-32)</b>						
<b>End Barrier</b>						
Grey, Non-Metallic (Installs on 35mm DIN Rail)	WTB2-EB	50	\$ 1.50	WTB2-EB	50	\$ 1.50
Grey, Non-Metallic (Installs on 32mm and 35mm DIN Rail)	WTB2-EB2	50	\$ 1.50	WTB2-EB2	50	\$ 1.50
Steel (Installs on 35mm DIN Rail)	WTB2-EB3	50	\$ 1.50	WTB2-EB3	50	\$ 1.50
<b>Circuit Bridge</b>						
2 Position	WTB2-W6/2CB	10	\$ 2.10	WTB2-W10/2CB	10	\$ 2.20
3 Position	WTB2-W6/3CB	10	\$ 3.00	WTB2-W10/3CB	10	\$ 2.90
4 Position	WTB2-W6/4CB	10	\$ 3.90	WTB2-W10/4CB	10	\$ 4.00
10 Position	WTB2-W6/10CB	10	\$ 9.20	WTB2-W10/10CB	10	\$ 9.10
End Plate	WTB2-EPW6/10	50	\$ 0.44	WTB2-EPW6/10	50	\$ 0.44
Separator Plate	WTB2-AD6/10	50	\$ 0.48	WTB2-AD6/10	50	\$ 0.48
Partition Plate	WTB2-PPW6/10	50	\$ 0.48	WTB2-PPW6/10	50	\$ 0.48
Marker	WTB2-M8	100	\$ 0.07	WTB2-M10	100	\$ 0.14
<b>Group Markers (see page 31)</b>						
<b>Plated Steel Mounting Rail, DIN</b>						
35mm x 7.5mm - Slotted - 1 Meter	DRMR3	1	\$ 9.70	DRMR3	1	\$ 9.70
35mm x 7.5mm - Slotted - 2 Meters	DRMR6	10	\$19.20	DRMR6	10	\$19.20
35mm x 15mm - Slotted - 1 Meter	DRMR3D	1	\$14.40	DRMR3D	1	\$14.40
35mm x 15mm - Slotted - 2 Meters	DRMR6D	10	\$27.60	DRMR6D	10	\$27.60
<b>Aluminum Mounting Rail, DIN</b>						
35mm x 7.5mm - Slotted - 1 Meter	DRMR3A	1	\$16.80	DRMR3A	1	\$16.80
DIN Rail Support Bracket	WTB2-BRKT1	1	\$ 1.60	WTB2-BRKT1	1	\$ 1.60

**IEC FEED THROUGH DIN RAIL TERMINAL BLOCKS**

**DISCOUNT SCHEDULE G**



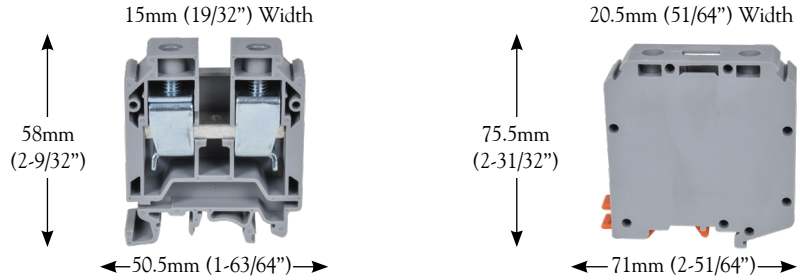
**WTB2-W16**

**WTB2-W25**

SPECIFICATIONS	SINGLE-CIRCUIT TERMINAL BLOCK			SINGLE-CIRCUIT TERMINAL BLOCK		
	UL 1059 File #: E145984	CE IEC 60947-7-1		UL 1059 File #: E145984	CE IEC 60947-7-1	
Certifications						
Voltage Rating (V)	600	750		600	750	
Maximum Current (A)	85	76		115	101	
<b>WIRE RANGE</b>						
Solid Strand Conductor mm <sup>2</sup>	2.5 - 25			6 - 35		
Fine Strand Conductor mm <sup>2</sup>	2.5 - 16			6 - 25		
AWG Conductor	16 - 4			14 - 3	—	
Wire Strip Length (mm/inches)	16 / 0.63			18 / 0.71		
Tightening Torque (for Terminal Block) (Nm/Lb-in)	2.0 / 14			2.0 / 14		
Tightening Torque (for Circuit Bridge) (Nm/Lb-in)	0.5 / 4.43			0.8 / 7.08		
<b>OPERATING TEMPERATURE</b>						
Operating Temperature	-20 to +80° C (-4 to +176° F)			-20 to +80° C (-4 to +176° F)		
<b>ROHS COMPLIANCE</b>						
For RoHS compliance documentation by product, refer to <a href="http://www.c3controls.com">www.c3controls.com</a>						
<b>TERMINAL BLOCKS</b>						
	<b>CAT. NO.</b>	<b>PCS./PKG.</b>	<b>LIST/PC.</b>	<b>CAT. NO.</b>	<b>PCS./PKG.</b>	<b>LIST/PC.</b>
(Standard) Grey	WTB2-W16	50	\$ 2.50	WTB2-W25	50	\$ 3.60
Blue	WTB2-W16-BE	50	\$ 2.80	WTB2-W25-BE	50	\$ 3.90
<b>ACCESSORIES (see pages 31-32)</b>						
	<b>CAT. NO.</b>	<b>PCS./PKG.</b>	<b>LIST/PC.</b>	<b>CAT. NO.</b>	<b>PCS./PKG.</b>	<b>LIST/PC.</b>
End Barrier						
Grey, Non-Metallic (Installs on 35mm DIN Rail)	WTB2-EB	50	\$ 1.50	WTB2-EB	50	\$ 1.50
Grey, Non-Metallic (Installs on 32mm and 35mm DIN Rail)	WTB2-EB2	50	\$ 1.50	WTB2-EB2	50	\$ 1.50
Steel (Installs on 35mm DIN Rail)	WTB2-EB3	50	\$ 1.50	WTB2-EB3	50	\$ 1.50
Circuit Bridge						
2 Position	WTB2-W16/2CB	10	\$ 2.20	WTB2-W25/2CB	10	\$ 2.20
3 Position	WTB2-W16/3CB	10	\$ 2.90	WTB2-W25/3CB	10	\$ 2.90
4 Position	WTB2-W16/4CB	10	\$ 4.00	WTB2-W25/4CB	10	\$ 4.00
10 Position	WTB2-W16/10CB	10	\$ 9.30	WTB2-W25/10CB	10	\$ 9.30
End Plate	—	—	—	WTB2-EPW25	50	\$ 0.80
Separator Plate	WTB2-AD16	50	\$ 0.46	—	—	—
Partition Plate	—	—	—	WTB2-PPW25	50	\$ 0.85
Marker	WTB2-M12	100	\$ 0.14	WTB2-M12	100	\$ 0.14
<b>Group Markers (see page 31)</b>						
<b>Plated Steel Mounting Rail, DIN</b>						
35mm x 7.5mm - Slotted - 1 Meter	DRMR3	1	\$ 9.70	DRMR3	1	\$ 9.70
35mm x 7.5mm - Slotted - 2 Meters	DRMR6	10	\$19.20	DRMR6	10	\$19.20
35mm x 15mm - Slotted - 1 Meter	DRMR3D	1	\$14.40	DRMR3D	1	\$14.40
35mm x 15mm - Slotted - 2 Meters	DRMR6D	10	\$27.60	DRMR6D	10	\$27.60
<b>Aluminum Mounting Rail, DIN</b>						
35mm x 7.5mm - Slotted - 1 Meter	DRMR3A	1	\$16.80	DRMR3A	1	\$16.80
DIN Rail Support Bracket	WTB2-BRKT1	1	\$ 1.60	WTB2-BRKT1	1	\$ 1.60

SEE BOTTOM OF PAGE 5 FOR COLOR OPTIONS.

**IEC FEED THROUGH DIN RAIL TERMINAL BLOCKS**



**WTB2-W35**


**WTB2-W70**

SPECIFICATIONS	SINGLE-CIRCUIT TERMINAL BLOCK			SINGLE-CIRCUIT TERMINAL BLOCK		
	WTB2-W35			WTB2-W70		
Certifications	UL 1059 File #: E145984			IEC 60947-7-1		
Voltage Rating (V)	600			1000		
Maximum Current (A)	145			150		
<b>WIRE RANGE</b>						
Solid Strand Conductor mm <sup>2</sup>	10 - 50			16 - 70		
Fine Strand Conductor mm <sup>2</sup>	10 - 35			16 - 50		
AWG Conductor	8 - 2			6 - 2 / 0		
Wire Strip Length (mm/inches)	18 / 0.71			22 / 0.87		
Tightening Torque (Nm/Lb-in) (for Terminal Block)	2.5 / 25			6.8 / 60		
Tightening Torque (Nm/Lb-in) (for Circuit Bridge)	0.8 / 7.08			—		
<b>OPERATING TEMPERATURE</b>						
Operating Temperature	-20 to +80° C (-4 to +176° F)			-20 to +80° C (-4 to +176° F)		
<b>ROHS COMPLIANCE</b>						
For RoHS compliance documentation by product, refer to <a href="http://www.c3controls.com">www.c3controls.com</a>						
<b>TERMINAL BLOCKS</b>						
(Standard) Grey	<b>CAT. NO.</b>	<b>PCS./PKG.</b>	<b>LIST/PC.</b>	<b>CAT. NO.</b>	<b>PCS./PKG.</b>	<b>LIST/PC.</b>
	WTB2-W35	50	\$ 4.00	WTB2-W70	20	\$14.00
<b>ACCESSORIES (See pages 31-32)</b>						
<b>End Barrier</b>						
Grey, Non-Metallic (Installs on 35mm DIN Rail)	WTB2-EB	50	\$ 1.50	WTB2-EB	50	\$ 1.50
Grey, Non-Metallic (Installs on 32mm and 35mm DIN Rail)	WTB2-EB2	50	\$ 1.50	WTB2-EB2	50	\$ 1.50
Steel (Installs on 35mm DIN Rail)	WTB2-EB3	50	\$ 1.50	WTB2-EB3	50	\$ 1.50
<b>Circuit Bridge</b>						
2 Position	WTB2-W35/2CB	10	\$ 2.30	—	—	—
3 Position	WTB2-W35/3CB	10	\$ 3.10	—	—	—
4 Position	WTB2-W35/4CB	10	\$ 4.10	—	—	—
10 Position	WTB2-W35/10CB	10	\$ 9.70	—	—	—
End Plate	WTB2-EPW35	50	\$ 0.85	—	—	—
Partition Plate	WTB2-PPW35	50	\$ 0.90	—	—	—
Marker	WTB2-M15	100	\$ 0.14	WTB2-M50	10	\$ 0.18
<b>Group Markers (see page 31)</b>						
<b>Plated Steel Mounting Rail, DIN</b>						
35mm x 7.5mm - Slotted - 1 Meter	DRMR3	1	\$ 9.70	DRMR3	1	\$ 9.70
35mm x 7.5mm - Slotted - 2 Meters	DRMR6	10	\$19.20	DRMR6	10	\$19.20
35mm x 15mm - Slotted - 1 Meter	DRMR3D	1	\$14.40	DRMR3D	1	\$14.40
35mm x 15mm - Slotted - 2 Meters	DRMR6D	10	\$27.60	DRMR6D	10	\$27.60
<b>Aluminum Mounting Rail, DIN</b>						
35mm x 7.5mm - Slotted - 1 Meter	DRMR3A	1	\$16.80	DRMR3A	1	\$16.80
DIN Rail Support Bracket	WTB2-BRKT1	1	\$ 1.60	WTB2-BRKT1	1	\$ 1.60

SEE BOTTOM OF PAGE 5 FOR COLOR OPTIONS.

**IEC FEED THROUGH DIN RAIL TERMINAL BLOCKS**

**DISCOUNT SCHEDULE G**




<b>WTB2-W95</b>			
<b>SPECIFICATIONS</b>		<b>SINGLE-CIRCUIT TERMINAL BLOCK</b>	
Certifications		UL 1059 File #: E145984	IEC 60947-7-1
Voltage Rating (V)		600	1000
Maximum Current (A)		230	232
<b>WIRE RANGE</b>			
Solid Strand Conductor	mm <sup>2</sup>	16 - 120	
Fine Strand Conductor	mm <sup>2</sup>	16 - 95	
AWG Conductor		2 - 4 / 0	
Wire Strip Length (mm/inches)		24 / 0.94	
Tightening Torque (Nm/Lb-in)		18.2 / 160	
<b>OPERATING TEMPERATURE</b>			
Operating Temperature		-20 to +80° C (-4 to +176° F)	
<b>ROHS COMPLIANCE</b>			
For RoHS compliance documentation by product, refer to <a href="http://www.c3controls.com">www.c3controls.com</a>			
<b>TERMINAL BLOCKS</b>		<b>CAT. NO.</b>	<b>PCS./PKG.</b>
(Standard) Grey		WTB2-W95	10
Blue		WTB2-W95-BE*	10
<b>ACCESSORIES (See pages 31-32)</b>		<b>CAT. NO.</b>	<b>PCS./PKG.</b>
<b>End Barrier</b>			
Grey, Non-Metallic (Installs on 35mm DIN Rail)		WTB2-EB	50
Grey, Non-Metallic (Installs on 32mm and 35mm DIN Rail)		WTB2-EB2	50
Steel (Installs on 35mm DIN Rail)		WTB2-EB3	50
Marker		WTB2-M50	10
<b>Group Markers (see page 31)</b>			
<b>Plated Steel Mounting Rail, DIN</b>			
35mm x 7.5mm - Slotted - 1 Meter		DRMR3	1
35mm x 7.5mm - Slotted - 2 Meters		DRMR6	10
35mm x 15mm - Slotted - 1 Meter		DRMR3D	1
35mm x 15mm - Slotted - 2 Meters		DRMR6D	10
<b>Aluminum Mounting Rail, DIN</b>			
35mm x 7.5mm - Slotted - 1 Meter		DRMR3A	1
DIN Rail Support Bracket		WTB2-BRKT1	1
			\$ 1.60

SEE BOTTOM OF PAGE 5 FOR COLOR OPTIONS.


NOTE: products marked with \* are not available for same day shipping. Contact our Customer First Team for lead times and minimum order quantities.

**IEC GROUND DIN RAIL TERMINAL BLOCKS**

6mm (15/64") Width



10mm (25/64") Width



DISCOUNT SCHEDULE **G**

**WTB2-W2/4G**

**WTB2-W6/10G**

**SPECIFICATIONS**

SPECIFICATIONS	SINGLE-CIRCUIT TERMINAL BLOCK			SINGLE-CIRCUIT TERMINAL BLOCK		
	WTB2-W2/4G			WTB2-W6/10G		
Certifications	UL 1059 File #: E145984			IEC 60947-7-2		
<b>WIRE RANGE</b>						
Solid Strand Conductor mm <sup>2</sup>	0.5 - 6			1.5 - 16		
Fine Strand Conductor mm <sup>2</sup>	0.5 - 4			1.5 - 10		
AWG Conductor	22 - 10			16 - 6		
Wire Strip Length (mm/inches)	9 / 0.35			12 / 0.47		
Tightening Torque (Nm/Lb-in)	0.5 / 7			1.2 / 14		
<b>OPERATING TEMPERATURE</b>						
Operating Temperature	-20 to +80° C (-4 to +176° F)			-20 to +80° C (-4 to +176° F)		
<b>ROHS COMPLIANCE</b>	For RoHS compliance documentation by product, refer to <a href="http://www.c3controls.com">www.c3controls.com</a>					
<b>TERMINAL BLOCKS</b>	<b>CAT. NO.</b>	<b>PCS./PKG.</b>	<b>LIST/PC.</b>	<b>CAT. NO.</b>	<b>PCS./PKG.</b>	<b>LIST/PC.</b>
Yellow and Green insulation housing with metal mounting foot.	WTB2-W2/4G	50	\$ 4.00	WTB2-W6/10G	50	\$ 4.40
<b>ACCESSORIES</b> (see pages 31-32)	<b>CAT. NO.</b>	<b>PCS./PKG.</b>	<b>LIST/PC.</b>	<b>CAT. NO.</b>	<b>PCS./PKG.</b>	<b>LIST/PC.</b>
End Barrier						
Grey, Non-Metallic (Installs on 35mm DIN Rail)	WTB2-EB	50	\$ 1.50	WTB2-EB	50	\$ 1.50
Grey, Non-Metallic (Installs on 32mm and 35mm DIN Rail)	WTB2-EB2	50	\$ 1.50	WTB2-EB2	50	\$ 1.50
Steel (Installs on 35mm DIN Rail)	WTB2-EB3	50	\$ 1.50	WTB2-EB3	50	\$ 1.50
Marker	WTB2-M6	100	\$ 0.07	WTB2-M10	100	\$ 0.14
Group Markers (see page 31)						
Plated Steel Mounting Rail, DIN						
35mm x 7.5mm - Slotted - 1 Meter	DRMR3	1	\$ 9.70	DRMR3	1	\$ 9.70
35mm x 7.5mm - Slotted - 2 Meters	DRMR6	10	\$19.20	DRMR6	10	\$19.20
35mm x 15mm - Slotted - 1 Meter	DRMR3D	1	\$14.40	DRMR3D	1	\$14.40
35mm x 15mm - Slotted - 2 Meters	DRMR6D	10	\$27.60	DRMR6D	10	\$27.60
Aluminum Mounting Rail, DIN						
35mm x 7.5mm - Slotted - 1 Meter	DRMR3A	1	\$16.80	DRMR3A	1	\$16.80
DIN Rail Support Bracket	WTB2-BRKT1	1	\$ 1.60	WTB2-BRKT1	1	\$ 1.60

## SCREW CLAMP GROUNDING TERMINALS

Use of grounding terminals instead of grounding studs and wire lugs to terminate ground wires saves installation and wiring time substantially. Grounding terminals clamp mechanically onto the DIN Rail by tightening the center mounting screw, making a reliable electrical connection between the current bar and the DIN Rail. The rail serves as a bus bar and automatically distributes ground potential to all other ground terminals on the same rail. Grounding terminals can also be used as end stops, preventing other terminal blocks and components from moving laterally on the DIN Rail. Grounding terminals are supplied with a green/yellow thermoplastic housing as standard for easy identification and international acceptance. The brass mounting foot is tin-plated for low contact grounding resistance.

IEC TERMINAL BLOCKS

**IEC GROUND DIN RAIL TERMINAL BLOCKS**

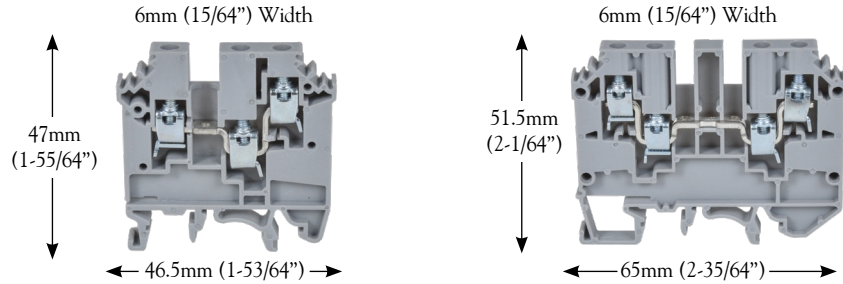
WTB2-W16/35G			
SPECIFICATIONS	SINGLE-CIRCUIT TERMINAL BLOCK		
Certifications	 UL 1059 File #: E145984	 IEC 60947-7-2	
<b>WIRE RANGE</b>			
Solid Strand Conductor    mm <sup>2</sup>	10 - 50		
Fine Strand Conductor    mm <sup>2</sup>	10 - 35		
AWG Conductor	8 - 2	—	
Wire Strip Length    (mm/inches)	18 / 0.71		
Tightening Torque    (Nm/Lb-in)	2.5 / 25		
<b>OPERATING TEMPERATURE</b>			
Operating Temperature	-20 to +80° C (-4 to +176° F)		
<b>ROHS COMPLIANCE</b>	For RoHS compliance documentation by product, refer to <a href="http://www.c3controls.com">www.c3controls.com</a>		
<b>TERMINAL BLOCKS</b>	<b>CAT. NO.</b>	<b>PCS./PKG.</b>	<b>LIST/PC.</b>
Yellow and Green insulation housing with metal mounting foot.	WTB2-W16/35G	10	\$ 6.00
<b>ACCESSORIES</b> (see pages 31-32)	<b>CAT. NO.</b>	<b>PCS./PKG.</b>	<b>LIST/PC.</b>
End Barrier			
Grey, Non-Metallic (Installs on 35mm DIN Rail)	WTB2-EB	50	\$ 1.50
Grey, Non-Metallic (Installs on 32mm and 35mm DIN Rail)	WTB2-EB2	50	\$ 1.50
Steel (Installs on 35mm DIN Rail)	WTB2-EB3	50	\$ 1.50
Marker	WTB2-M15	100	\$ 0.14
Group Markers (see page 31)			
Plated Steel Mounting Rail, DIN			
35mm x 7.5mm - Slotted - 1 Meter	DRMR3	1	\$ 9.70
35mm x 7.5mm - Slotted - 2 Meters	DRMR6	10	\$19.20
35mm x 15mm - Slotted - 1 Meter	DRMR3D	1	\$14.40
35mm x 15mm - Slotted - 2 Meters	DRMR6D	10	\$27.60
Aluminum Mounting Rail, DIN			
35mm x 7.5mm - Slotted - 1 Meter	DRMR3A	1	\$16.80
DIN Rail Support Bracket	WTB2-BRKT1	1	\$ 1.60

## MULTI-CONDUCTOR SCREW CLAMP

The multi-conductor screw clamp terminals offer a reliable solution for multiple wire connections. The terminal eliminates conventional cross connections, looping wires and reliability problems encountered when connecting two wires in one clamp. The terminals provide multiple connection points in the terminal itself, and the possibility of further multiplication of connections with circuit bridges. The multi-conductor terminal blocks can even be bridged to standard feed through screw clamp terminal blocks of the same conductor size.

WTB2-W4-12 features one termination point on one side and two termination points on the other side, while the WTB2-W4-22 has two termination points on each side. Bridging facility is at the center of the terminals.

### IEC MULTI-CONDUCTOR FEED THROUGH DIN RAIL TERMINAL BLOCKS



**DISCOUNT SCHEDULE G**

**WTB2-W4-12**

**WTB2-W4-22**

SPECIFICATIONS	SINGLE-CIRCUIT TERMINAL BLOCK			SINGLE-CIRCUIT TERMINAL BLOCK		
	CAT. NO.	PCS./PKG.	LIST/PC.	CAT. NO.	PCS./PKG.	LIST/PC.
<b>Certifications</b>	 UL 1059 File #: E145984			 UL 1059 File #: E145984		
<b>Voltage Rating (V)</b>	600			600		
<b>Maximum Current (A)</b>	32			35		
<b>WIRE RANGE</b>						
Solid Strand Conductor mm <sup>2</sup>	0.5 - 4			0.5 - 4		
Fine Strand Conductor mm <sup>2</sup>	0.5 - 6			0.5 - 6		
AWG Conductor	22 - 10			22 - 10		
Wire Strip Length (mm/inches)	9 / 0.35			9 / 0.35		
Tightening Torque (Nm/Lb-in) (for Terminal Block)	0.5 / 7			0.5 / 7		
Tightening Torque (Nm/Lb-in) (for Circuit Bridge)	0.2 / 1.77			0.2 / 1.77		
<b>OPERATING TEMPERATURE</b>						
Operating Temperature	-20 to +80° C (-4 to +176° F)			-20 to +80° C (-4 to +176° F)		
<b>ROHS COMPLIANCE</b>						
For RoHS compliance documentation by product, refer to <a href="http://www.c3controls.com">www.c3controls.com</a>						
<b>TERMINAL BLOCKS</b>						
(Standard) Grey	WTB2-W4-12	100	\$ 3.00	WTB2-W4-22	50	\$ 3.00
<b>ACCESSORIES (see pages 31-32)</b>						
<b>End Barrier</b>						
Grey, Non-Metallic (Installs on 35mm DIN Rail)	WTB2-EB	50	\$ 1.50	WTB2-EB	50	\$ 1.50
Grey, Non-Metallic (Installs on 32mm and 35mm DIN Rail)	WTB2-EB2	50	\$ 1.50	WTB2-EB2	50	\$ 1.50
Steel (Installs on 35mm DIN Rail)	WTB2-EB3	50	\$ 1.50	WTB2-EB3	50	\$ 1.50
<b>Circuit Bridge</b>						
2 Position	WTB2-W4/2CB	10	\$ 2.20	WTB2-W4/2CB	10	\$ 2.20
3 Position	WTB2-W4/3CB	10	\$ 3.20	WTB2-W4/3CB	10	\$ 3.20
4 Position	WTB2-W4/4CB	10	\$ 4.20	WTB2-W4/4CB	10	\$ 4.20
10 Position	WTB2-W4/10CB	10	\$ 9.80	WTB2-W4/10CB	10	\$ 9.80
End Plate	WTB2-EPW4-12	50	\$ 1.20	WTB2-EPW4-22	50	\$ 1.20
Marker	WTB2-M6	100	\$ 0.07	WTB2-M6	100	\$ 0.07
<b>Group Markers (see page 31)</b>						
<b>Plated Steel Mounting Rail, DIN</b>						
35mm x 7.5mm - Slotted - 1 Meter	DRMR3	1	\$ 9.70	DRMR3	1	\$ 9.70
35mm x 7.5mm - Slotted - 2 Meters	DRMR6	10	\$19.20	DRMR6	10	\$19.20
35mm x 15mm - Slotted - 1 Meter	DRMR3D	1	\$14.40	DRMR3D	1	\$14.40
35mm x 15mm - Slotted - 2 Meters	DRMR6D	10	\$27.60	DRMR6D	10	\$27.60
<b>Aluminum Mounting Rail, DIN</b>						
35mm x 7.5mm - Slotted - 1 Meter	DRMR3A	1	\$16.80	DRMR3A	1	\$16.80
DIN Rail Support Bracket	WTB2-BRKT1	1	\$ 1.60	WTB2-BRKT1	1	\$ 1.60

## DOUBLE LEVEL, FEED-THROUGH TERMINALS

The double level terminals facilitate higher termination density without the need to increase the length of the mounting rail. Jumping between terminal blocks can be done at both levels with the circuit bridges. Both levels of the terminal block can also be labeled with terminal block markers. The WTB2-W4DDB internally shorted double level terminals are useful for distribution applications using circuit bridges on the lower level.

**IEC TERMINAL BLOCKS**

**IEC DOUBLE-LEVEL, FEED THROUGH DIN RAIL TERMINAL BLOCKS**

DISCOUNT  
SCHEDULE **G**

6mm (15/64") Width

54mm (2-1/8")

←55.5mm (2-3/16")→

6mm (15/64") Width


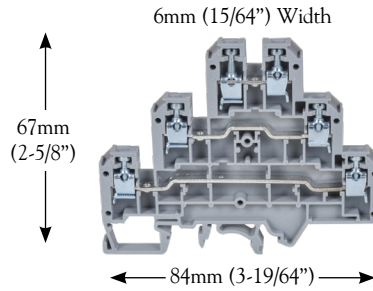
54mm (2-1/8")

←55.5mm (2-3/16")→

	<b>WTB2-W4DD</b>	<b>WTB2-W4DDB</b>				
<b>SPECIFICATIONS</b>	<b>DOUBLE-CIRCUIT TERMINAL BLOCK</b>	<b>SINGLE-CIRCUIT TERMINAL BLOCK</b>				
Certifications	 UL 1059 File #: E145984	 & IEC 60947-7-1 File #: E145984				
File #: E145984						
Voltage Rating (V)	UL: 300 / CE: 400					
Maximum Current (A)	UL: 35 / CE: 32					
<b>WIRE RANGE</b>						
Solid Strand Conductor mm <sup>2</sup>	0.5 - 6					
Fine Strand Conductor mm <sup>2</sup>	0.5 - 4					
AWG Conductor	UL: 22 - 10					
Wire Strip Length (mm/inches)	9 / 0.35					
Tightening Torque (Nm/Lb-in) (for Terminal Block)	0.5 / 6					
Tightening Torque (Nm/Lb-in) (for Circuit Bridge)	0.2 / 1.77					
<b>OPERATING TEMPERATURE</b>						
Operating Temperature	-20 to +80° C (-4 to +176° F)					
<b>ROHS COMPLIANCE</b>						
	For RoHS compliance documentation by product, refer to <a href="http://www.c3controls.com">www.c3controls.com</a>					
<b>TERMINAL BLOCKS</b>						
(Standard) Grey	<b>CAT. NO.</b> WTB2-W4DD	<b>PCS./PKG.</b> 100	<b>LIST/PC.</b> \$ 3.00	<b>CAT. NO.</b> WTB2-W4DDB	<b>PCS./PKG.</b> 100	<b>LIST/PC.</b> \$ 4.50
<b>ACCESSORIES</b> (see pages 31-32)			<b>CAT. NO.</b>	<b>PCS./PKG.</b>	<b>LIST/PC.</b>	
End Barrier						
Grey, Non-Metallic (Installs on 35mm DIN Rail)	WTB2-EB	50	\$ 1.50	WTB2-EB	50	\$ 1.50
Grey, Non-Metallic (Installs on 32mm and 35mm DIN Rail)	WTB2-EB2	50	\$ 1.50	WTB2-EB2	50	\$ 1.50
Steel (Installs on 35mm DIN Rail)	WTB2-EB3	50	\$ 1.50	WTB2-EB3	50	\$ 1.50
Circuit Bridge						
2 Position	WTB2-W4D/2CB	10	\$ 2.20	WTB2-W4D/2CB	10	\$ 2.20
3 Position	WTB2-W4D/3CB	10	\$ 3.20	WTB2-W4D/3CB	10	\$ 3.20
4 Position	WTB2-W4D/4CB	10	\$ 4.20	WTB2-W4D/4CB	10	\$ 4.20
10 Position	WTB2-W4D/10CB	10	\$ 9.80	WTB2-W4D/10CB	10	\$ 9.80
End Plate	WTB2-EPW4DD	50	\$ 1.20	WTB2-EPW4DD	50	\$ 1.20
Marker	WTB2-M2	100	\$ 0.07	WTB2-M2	100	\$ 0.07
Group Markers (see page 31)						
Plated Steel Mounting Rail, DIN						
35mm x 7.5mm - Slotted - 1 Meter	DRMR3	1	\$ 9.70	DRMR3	1	\$ 9.70
35mm x 7.5mm - Slotted - 2 Meters	DRMR6	10	\$19.20	DRMR6	10	\$19.20
35mm x 15mm - Slotted - 1 Meter	DRMR3D	1	\$14.40	DRMR3D	1	\$14.40
35mm x 15mm - Slotted - 2 Meters	DRMR6D	10	\$27.60	DRMR6D	10	\$27.60
Aluminum Mounting Rail, DIN						
35mm x 7.5mm - Slotted - 1 Meter	DRMR3A	1	\$16.80	DRMR3A	1	\$16.80
DIN Rail Support Bracket	WTB2-BRKT1	1	\$ 1.60	WTB2-BRKT1	1	\$ 1.60

## IEC TRIPLE-LEVEL, FEED THROUGH DIN RAIL TERMINAL BLOCKS

**DISCOUNT SCHEDULE G**



**WTB2-TL2**

**WTB2-TL2S**

SPECIFICATIONS	TRIPLE-CIRCUIT TERMINAL BLOCK			SENSOR TERMINAL BLOCK		
Certifications	UL 1059 File # E145984	IEC 60947-7-1		UL 1059 File # E145984	IEC 60947-7-1	
Voltage Rating (V)	300	500		300	500	
Maximum Current (A)	25	24		25	24	
<b>WIRE RANGE</b>						
Solid Strand Conductor mm <sup>2</sup>	0.5 - 4			0.5 - 4		
Fine Strand Conductor mm <sup>2</sup>	0.5 - 2.5			0.5 - 2.5		
AWG Conductor	22 - 12	—		22 - 12	—	
Wire Strip Length (mm/inches)	9 / 0.35			9 / 0.35		
Tightening Torque (Nm/Lb-in) (for Terminal Block)	0.4 / 4.5			0.4 / 4.5		
Tightening Torque (Nm/Lb-in) (for Circuit Bridge)	0.2 / 1.77			0.2 / 1.77		
<b>OPERATING TEMPERATURE</b>						
Operating Temperature	-20 to +80° C (-4 to +176° F)			-20 to +80° C (-4 to +176° F)		
<b>ROHS COMPLIANCE</b> For RoHS compliance documentation by product, refer to <a href="http://www.c3controls.com">www.c3controls.com</a>						
<b>TERMINAL BLOCKS</b>	<b>CAT. NO.</b>	<b>PCS./PKG.</b>	<b>LIST/PC.</b>	<b>CAT. NO.</b>	<b>PCS./PKG.</b>	<b>LIST/PC.</b>
(Standard) Grey	WTB2-TL2	50	\$ 3.20	WTB2-TL2S	50	\$ 2.90
<b>ACCESSORIES</b> (see pages 31-32)	<b>CAT. NO.</b>	<b>PCS./PKG.</b>	<b>LIST/PC.</b>	<b>CAT. NO.</b>	<b>PCS./PKG.</b>	<b>LIST/PC.</b>
End Barrier						
Grey, Non-Metallic (Installs on 35mm DIN Rail)	WTB2-EB	50	\$ 1.50	WTB2-EB	50	\$ 1.50
Grey, Non-Metallic (Installs on 32mm and 35mm DIN Rail)	WTB2-EB2	50	\$ 1.50	WTB2-EB2	50	\$ 1.50
Steel (Installs on 35mm DIN Rail)	WTB2-EB3	50	\$ 1.50	WTB2-EB3	50	\$ 1.50
Circuit Bridge						
2 Position	WTB2-W4D/2CB	10	\$ 2.20	WTB2-W4D/2CB	10	\$ 2.20
3 Position	WTB2-W4D/3CB	10	\$ 3.20	WTB2-W4D/3CB	10	\$ 3.20
4 Position	WTB2-W4D/4CB	10	\$ 4.20	WTB2-W4D/4CB	10	\$ 4.20
10 Position	WTB2-W4D/10CB	10	\$ 9.80	WTB2-W4D/10CB	10	\$ 9.80
End Plate	WTB2-EPTL2	50	\$ 1.20	WTB2-EPTL2S	50	\$ 1.20
Marker	WTB2-M2	100	\$ 0.07	WTB2-M2	100	\$ 0.07
Group Markers (see page 31)						
Plated Steel Mounting Rail, DIN						
35mm x 7.5mm - Slotted - 1 Meter	DRMR3	1	\$ 9.70	DRMR3	1	\$ 9.70
35mm x 7.5mm - Slotted - 2 Meters	DRMR6	10	\$19.20	DRMR6	10	\$19.20
35mm x 15mm - Slotted - 1 Meter	DRMR3D	1	\$14.40	DRMR3D	1	\$14.40
35mm x 15mm - Slotted - 2 Meters	DRMR6D	10	\$27.60	DRMR6D	10	\$27.60
Aluminum Mounting Rail, DIN						
35mm x 7.5mm - Slotted - 1 Meter	DRMR3A	1	\$16.80	DRMR3A	1	\$16.80
DIN Rail Support Bracket	WTB2-BRKT1	1	\$ 1.60	WTB2-BRKT1	1	\$ 1.60

## TRIPLE LEVEL, FEED-THROUGH TERMINALS

The triple level terminals are ideal for control systems with three wire DC sensors and actuators. The simplified three level connections facilitate higher wire termination density. The WTB2-TL2 feed-through terminals, with connecting points at all three levels, offer multiple choices of signal and power distribution at any level. The top level of the WTB2-TL2S provides connecting points for the signal while the middle and bottom level connecting points are used for the positive and negative voltage supply connections. In applications where switching indication is required, WTB2-TL2SLP and WTB2-TL2SLN terminal blocks with built-in LED indication are also available.

**IEC TERMINAL BLOCKS**

**IEC TRIPLE-LEVEL, FEED THROUGH DIN RAIL TERMINAL BLOCKS**

① for PNP sensors  
② for NPN sensors

67mm (2-5/8")  
61mm (2-25/64")  
6mm (15/64") Width

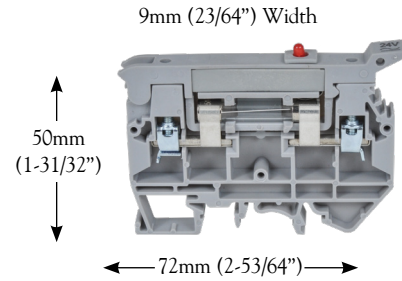
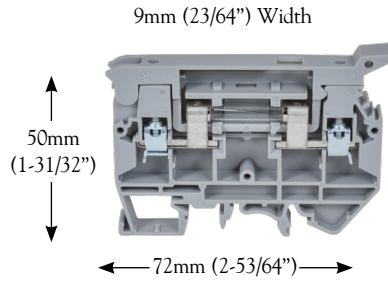
67mm (2-5/8")  
61mm (2-25/64")  
6mm (15/64") Width

**WTB2-TL2SLP** ①      **WTB2-TL2SLN** ②

SPECIFICATIONS	SENSOR TERMINAL BLOCK WITH LED			SENSOR TERMINAL BLOCK WITH LED		
Certifications	UL 1059 File #: E145984			IEC 60947-7-1		
Voltage Rating (V)	300			300		
Maximum Current (A)	25			25		
<b>WIRE RANGE</b>						
Solid Strand Conductor mm <sup>2</sup>	0.5 - 4			0.5 - 4		
Fine Strand Conductor mm <sup>2</sup>	0.5 - 2.5			0.5 - 2.5		
AWG Conductor	22 - 12			22 - 12		
Wire Strip Length (mm/inches)	9 / 0.35			9 / 0.35		
Tightening Torque (for Terminal Block) (Nm/Lb-in)	0.4 / 4.5			0.4 / 4.5		
Tightening Torque (for Circuit Bridge) (Nm/Lb-in)	0.2 / 1.77			0.2 / 1.77		
<b>OPERATING TEMPERATURE</b>						
Operating Temperature	-20 to +80° C (-4 to +176° F)			-20 to +80° C (-4 to +176° F)		
<b>ROHS COMPLIANCE</b>						
For RoHS compliance documentation by product, refer to <a href="http://www.c3controls.com">www.c3controls.com</a>						
<b>TERMINAL BLOCKS</b>						
	<b>CAT. NO.</b>	<b>PCS./PKG.</b>	<b>LIST/PC.</b>	<b>CAT. NO.</b>	<b>PCS./PKG.</b>	<b>LIST/PC.</b>
(Standard) Grey	WTB2-TL2SLP	50	\$ 6.10	WTB2-TL2SLN	50	\$ 6.10
<b>ACCESSORIES</b> (see pages 31-32)						
	<b>CAT. NO.</b>	<b>PCS./PKG.</b>	<b>LIST/PC.</b>	<b>CAT. NO.</b>	<b>PCS./PKG.</b>	<b>LIST/PC.</b>
End Barrier						
Grey, Non-Metallic (Installs on 35mm DIN Rail)	WTB2-EB	50	\$ 1.50	WTB2-EB	50	\$ 1.50
Grey, Non-Metallic (Installs on 32mm and 35mm DIN Rail)	WTB2-EB2	50	\$ 1.50	WTB2-EB2	50	\$ 1.50
Steel (Installs on 35mm DIN Rail)	WTB2-EB3	50	\$ 1.50	WTB2-EB3	50	\$ 1.50
Circuit Bridge						
2 Position	WTB2-W4D/2CB	10	\$ 2.20	WTB2-W4D/2CB	10	\$ 2.20
3 Position	WTB2-W4D/3CB	10	\$ 3.20	WTB2-W4D/3CB	10	\$ 3.20
4 Position	WTB2-W4D/4CB	10	\$ 4.20	WTB2-W4D/4CB	10	\$ 4.20
10 Position	WTB2-W4D/10CB	10	\$ 9.80	WTB2-W4D/10CB	10	\$ 9.80
End Plate	WTB2-EPTL2S	50	\$ 1.20	WTB2-EPTL2S	50	\$ 1.20
Marker	WTB2-M2	100	\$ 0.07	WTB2-M2	100	\$ 0.07
Group Markers (see page 31)						
<b>Plated Steel Mounting Rail, DIN</b>						
35mm x 7.5mm - Slotted - 1 Meter	DRMR3	1	\$ 9.70	DRMR3	1	\$ 9.70
35mm x 7.5mm - Slotted - 2 Meters	DRMR6	10	\$19.20	DRMR6	10	\$19.20
35mm x 15mm - Slotted - 1 Meter	DRMR3D	1	\$14.40	DRMR3D	1	\$14.40
35mm x 15mm - Slotted - 2 Meters	DRMR6D	10	\$27.60	DRMR6D	10	\$27.60
<b>Aluminum Mounting Rail, DIN</b>						
35mm x 7.5mm - Slotted - 1 Meter	DRMR3A	1	\$16.80	DRMR3A	1	\$16.80
DIN Rail Support Bracket	WTB2-BRKT1	1	\$ 1.60	WTB2-BRKT1	1	\$ 1.60

**IEC FUSE HOLDER DIN RAIL TERMINAL BLOCKS**

**DISCOUNT SCHEDULE G**



NOTE: The WTB2-FB1L has a red LED that glows to indicate a blown fuse.

**WTB2-FB1**

**WTB2-FB1L<sup>①</sup>**

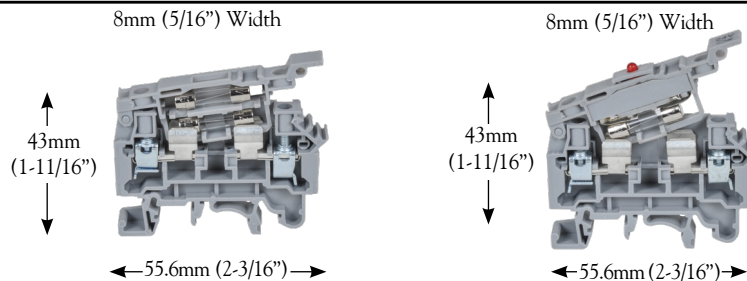
SPECIFICATIONS	1/4" X 1-1/4" FUSE			1/4" X 1-1/4" FUSE		
	WTB2-FB1			WTB2-FB1L <sup>①</sup>		
Certifications	UL 1059 File #: E145984	IEC 60947-7-3		UL 1059 File #: E145984	IEC 60947-7-3	
Voltage Rating (V)	600	600		600	600	
Maximum Current (A)	6.3	6.3		6.3	6.3	
<b>WIRE RANGE</b>						
Solid Strand Conductor mm <sup>2</sup>	0.5 - 6			0.5 - 6		
Fine Strand Conductor mm <sup>2</sup>	0.5 - 4			0.5 - 4		
AWG Conductor	22 - 10			22 - 10		
Wire Strip Length (mm/inches)	9.5 / 0.37			9.5 / 0.37		
Tightening Torque (Nm/Lb-in)	0.5 / 7			0.5 / 7		
<b>OPERATING TEMPERATURE</b>						
Operating Temperature	-20 to +80° C (-4 to +176° F)			-20 to +80° C (-4 to +176° F)		
<b>ROHS COMPLIANCE</b>						
For RoHS compliance documentation by product, refer to <a href="http://www.c3controls.com">www.c3controls.com</a>						
<b>TERMINAL BLOCKS</b>						
(Standard) Grey	<b>CAT. NO.</b>	<b>PCS./PKG.</b>	<b>LIST/PC.</b>	<b>CAT. NO.</b>	<b>PCS./PKG.</b>	<b>LIST/PC.</b>
(Standard) Grey for 24V AC/DC	WTB2-FB1	10	\$ 6.60	—	—	—
(Standard) Grey for 110V AC/DC	—	—	—	WTB2-FB1L24	10	\$ 9.80
(Standard) Grey for 110V AC/DC	—	—	—	WTB2-FB1L110	10	\$ 9.80
(Standard) Grey for 220V AC	—	—	—	WTB2-FB1L220	10	\$ 9.80
<b>ACCESSORIES (see pages 31-32)</b>						
<b>End Barrier</b>						
Grey, Non-Metallic (Installs on 35mm DIN Rail)	WTB2-EB	50	\$ 1.50	WTB2-EB	50	\$ 1.50
Grey, Non-Metallic (Installs on 32mm and 35mm DIN Rail)	WTB2-EB2	50	\$ 1.50	WTB2-EB2	50	\$ 1.50
Steel (Installs on 35mm DIN Rail)	WTB2-EB3	50	\$ 1.50	WTB2-EB3	50	\$ 1.50
End Plate	WTB2-EPFB1	50	\$ 1.10	WTB2-EPFB1	50	\$ 1.10
Marker	WTB2-M9	100	\$ 0.11	WTB2-M9	100	\$ 0.11
<b>Group Markers (see page 31)</b>						
<b>Plated Steel Mounting Rail, DIN</b>						
35mm x 7.5mm - Slotted - 1 Meter	DRMR3	1	\$ 9.70	DRMR3	1	\$ 9.70
35mm x 7.5mm - Slotted - 2 Meters	DRMR6	10	\$19.20	DRMR6	10	\$19.20
35mm x 15mm - Slotted - 1 Meter	DRMR3D	1	\$14.40	DRMR3D	1	\$14.40
35mm x 15mm - Slotted - 2 Meters	DRMR6D	10	\$27.60	DRMR6D	10	\$27.60
<b>Aluminum Mounting Rail, DIN</b>						
35mm x 7.5mm - Slotted - 1 Meter	DRMR3A	1	\$16.80	DRMR3A	1	\$16.80
DIN Rail Support Bracket	WTB2-BRKT1	1	\$ 1.60	WTB2-BRKT1	1	\$ 1.60

①with LED indication



## FUSE HOLDER TERMINALS

Certain electrical and control systems require fuse protection – fuse holder terminals offer a convenient solution. The fuse holder terminal has a hinged fuse carrier. The fuse can be engaged or disengaged by moving the carrier. Terminals are available to accept 5 x 20mm or 5 x 25mm fuses and 1/4" X 1-1/4" fuses for North American applications. A spare fuse (provided as standard) can be placed in the carrier of WTB2-FB52 terminals. Identification with markers is possible on both the terminals and the fuse carrier. Fuse holder terminals, WTB2-FB52L, include LED indication. A specially designed built-in circuit gives indication when the fuse blows, clearly identifying a fault in the circuit.

### IEC FUSE HOLDER DIN RAIL TERMINAL BLOCKS



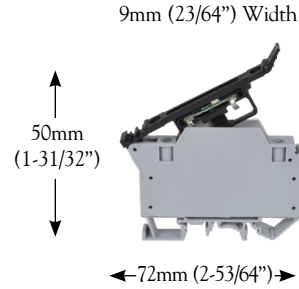
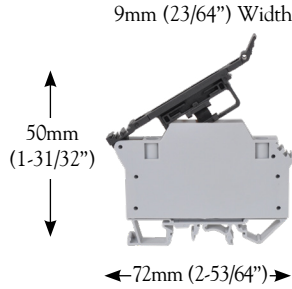
DISCOUNT  
SCHEDULE **G**

	WTB2-FB52			WTB2-FB52L <sup>①</sup>		
	5MM X 20/25MM FUSE			5MM X 20/25MM FUSE		
<b>SPECIFICATIONS</b>						
Certifications	 UL 1059 File #: E145984		IEC 60947-7-3	 UL 1059 File #: E145984		IEC 60947-7-3
Voltage Rating (V)	600		750	600		750
Maximum Current (A)	6.3		6.3	6.3		6.3
<b>WIRE RANGE</b>						
Solid Strand Conductor mm <sup>2</sup>	0.5 - 4			0.5 - 4		
Fine Strand Conductor mm <sup>2</sup>	0.5 - 4			0.5 - 4		
AWG Conductor	22 - 10		—	22 - 10		—
Wire Strip Length (mm/inches)	9.5 / 0.37			9.5 / 0.37		
Tightening Torque (Nm/Lb-in)	0.5 / 7			0.5 / 7		
<b>OPERATING TEMPERATURE</b>						
Operating Temperature	-20 to +80° C (-4 to +176° F)			-20 to +80° C (-4 to +176° F)		
<b>ROHS COMPLIANCE</b>	For RoHS compliance documentation by product, refer to <a href="http://www.c3controls.com">www.c3controls.com</a>					
<b>TERMINAL BLOCKS</b>	<b>CAT. NO.</b>	<b>PCS./PKG.</b>	<b>LIST/PC.</b>	<b>CAT. NO.</b>	<b>PCS./PKG.</b>	<b>LIST/PC.</b>
(Standard) Grey	WTB2-FB52	100	\$ 5.30	—	—	—
(Standard) Grey for 24V AC/DC	—	—	—	WTB2-FB52L24A	50	\$ 9.40
(Standard) Grey for 110V AC/DC	—	—	—	WTB2-FB52L110A	50	\$ 9.40
(Standard) Grey for 220V AC	—	—	—	WTB2-FB52L220A	50	\$ 9.40
<b>ACCESSORIES</b> (see pages 31-32)	<b>CAT. NO.</b>	<b>PCS./PKG.</b>	<b>LIST/PC.</b>	<b>CAT. NO.</b>	<b>PCS./PKG.</b>	<b>LIST/PC.</b>
<b>End Barrier</b>						
Grey, Non-Metallic (Installs on 35mm DIN Rail)	WTB2-EB	50	\$ 1.50	WTB2-EB	50	\$ 1.50
Grey, Non-Metallic (Installs on 32mm and 35mm DIN Rail)	WTB2-EB2	50	\$ 1.50	WTB2-EB2	50	\$ 1.50
Steel (Installs on 35mm DIN Rail)	WTB2-EB3	50	\$ 1.50	WTB2-EB3	50	\$ 1.50
<b>End Plate</b>	WTB2-EPFB52	50	\$ 1.20	WTB2-EPFB52	50	\$ 1.20
<b>Partition Plate</b>	WTB2-PPFB52	50	\$ 1.30	WTB2-PPFB52	50	\$ 1.30
<b>Marker</b>	WTB2-M8 <sup>②</sup> or -M2 <sup>③</sup>	100/100	\$ 0.07/\$ 0.07	WTB2-M8 <sup>②</sup> or -M2 <sup>③</sup>	100/100	\$ 0.07/\$ 0.07
<b>Group Markers</b> (see page 31)						
<b>Plated Steel Mounting Rail, DIN</b>						
35mm x 7.5mm - Slotted - 1 Meter	DRMR3	1	\$ 9.70	DRMR3	1	\$ 9.70
35mm x 7.5mm - Slotted - 2 Meters	DRMR6	10	\$19.20	DRMR6	10	\$19.20
35mm x 15mm - Slotted - 1 Meter	DRMR3D	1	\$14.40	DRMR3D	1	\$14.40
35mm x 15mm - Slotted - 2 Meters	DRMR6D	10	\$27.60	DRMR6D	10	\$27.60
<b>Aluminum Mounting Rail, DIN</b>						
35mm x 7.5mm - Slotted - 1 Meter	DRMR3A	1	\$16.80	DRMR3A	1	\$16.80
<b>DIN Rail Support Bracket</b>	WTB2-BRKT1	1	\$ 1.60	WTB2-BRKT1	1	\$ 1.60

① with LED indication  
② on terminal  
③ on fuse carrier

**IEC FUSE HOLDER DIN RAIL TERMINAL BLOCKS**

**DISCOUNT SCHEDULE G**



NOTE: The WTB2-FB130L has a red LED that glows to indicate a blown fuse.

**WTB2-FB130-NF**

**WTB2-FB130L<sup>①</sup>**

SPECIFICATIONS	1/4" X 1-1/4" FUSE		1/4" X 1-1/4" FUSE			
	WTB2-FB130-NF	WTB2-FB130L1	WTB2-FB130-NF	WTB2-FB130L1		
Certifications	UL 1059 File # E145984	IEC 60947-7-3	UL 1059 File # E145984	IEC 60947-7-3		
Voltage Rating (V)	600	750	600	750		
Maximum Current (A)	30	10	30	10		
<b>WIRE RANGE</b>						
Solid Strand Conductor mm <sup>2</sup>	0.5 - 16		0.5 - 16			
Fine Strand Conductor mm <sup>2</sup>	0.5 - 10		0.5 - 10			
AWG Conductor	20 - 6		20 - 6			
Wire Strip Length (mm/inches)	12 / 0.47		12 / 0.47			
Tightening Torque (Nm/Lb-in)	1.6 / 14		1.6 / 14			
<b>OPERATING TEMPERATURE</b>						
Operating Temperature	-20 to +80° C (-4 to +176° F)		-20 to +80° C (-4 to +176° F)			
<b>ROHS COMPLIANCE</b>						
For RoHS compliance documentation by product, refer to <a href="http://www.c3controls.com">www.c3controls.com</a>						
<b>TERMINAL BLOCKS</b>						
	<b>CAT. NO.</b>	<b>PCS./PKG.</b>	<b>LIST/PC.</b>	<b>CAT. NO.</b>	<b>PCS./PKG.</b>	<b>LIST/PC.</b>
(Standard) Grey	WTB2-FB130-NF	10	\$ 7.70	—	—	—
(Standard) Grey for 24V AC/DC	—	—	—	WTB2-FB130L24A-NF	10	\$11.00
(Standard) Grey for 110V AC/DC	—	—	—	WTB2-FB130L110A-NF	10	\$11.00
(Standard) Grey for 220V AC	—	—	—	WTB2-FB130L220A-NF	10	\$11.00
<b>ACCESSORIES (see pages 31-32)</b>						
	<b>CAT. NO.</b>	<b>PCS./PKG.</b>	<b>LIST/PC.</b>	<b>CAT. NO.</b>	<b>PCS./PKG.</b>	<b>LIST/PC.</b>
End Barrier						
Grey, Non-Metallic (Installs on 35mm DIN Rail)	WTB2-EB	50	\$ 1.50	WTB2-EB	50	\$ 1.50
Grey, Non-Metallic (Installs on 32mm and 35mm DIN Rail)	WTB2-EB2	50	\$ 1.50	WTB2-EB2	50	\$ 1.50
Steel (Installs on 35mm DIN Rail)	WTB2-EB3	50	\$ 1.50	WTB2-EB3	50	\$ 1.50
Marker	WTB2-M10	100	\$ 0.14	WTB2-M10	100	\$ 0.14
<b>Group Markers (see page 31)</b>						
<b>Plated Steel Mounting Rail, DIN</b>						
35mm x 7.5mm - Slotted - 1 Meter	DRMR3	1	\$ 9.70	DRMR3	1	\$ 9.70
35mm x 7.5mm - Slotted - 2 Meters	DRMR6	10	\$19.20	DRMR6	10	\$19.20
35mm x 15mm - Slotted - 1 Meter	DRMR3D	1	\$14.40	DRMR3D	1	\$14.40
35mm x 15mm - Slotted - 2 Meters	DRMR6D	10	\$27.60	DRMR6D	10	\$27.60
<b>Aluminum Mounting Rail, DIN</b>						
35mm x 7.5mm - Slotted - 1 Meter	DRMR3A	1	\$16.80	DRMR3A	1	\$16.80
DIN Rail Support Bracket	WTB2-BRKT1	1	\$ 1.60	WTB2-BRKT1	1	\$ 1.60

①with LED indication


# DISCONNECT TERMINALS

Disconnect terminal blocks provide a convenient means for isolating and disconnecting control circuits. The WTB2-FB52DB includes a hinged carrier with a tin plated brass link. The WTB2-DB1 includes a hinged lever operating a knife contact. All screw terminals of the disconnect terminal blocks have special screw heads which accept test probes.

**IEC TERMINAL BLOCKS**

**IEC DISCONNECT DIN RAIL TERMINAL BLOCKS**


8mm (5/16") Width



43mm (1-11/16")

← 55.6mm (2-3/16") →

6mm (15/64") Width



46mm (1-13/16")

← 46.3mm (1-53/64") →

**DISCOUNT SCHEDULE** G

	<b>WTB2-FB52DB</b>			<b>WTB2-DB1</b>		
<b>SPECIFICATIONS</b>	<b>SINGLE-CIRCUIT TERMINAL BLOCK</b>			<b>SINGLE-CIRCUIT TERMINAL BLOCK</b>		
Certifications	<b>UL 1059</b> File #: E145984	<b>IEC 60947-7-1</b>		<b>UL 1059</b> File #: E145984	<b>IEC 60947-7-1</b>	
Voltage Rating (V)	600	750		600	750	
Maximum Current (A)	6.3	6.3		35	16	
<b>WIRE RANGE</b>						
Solid Strand Conductor mm <sup>2</sup>	0.5 - 4			0.5 - 4		
Fine Strand Conductor mm <sup>2</sup>	0.5 - 4			0.5 - 4		
AWG Conductor	22 - 10			22 - 10	—	
Wire Strip Length (mm/inches)	9.5 / 0.37			9 / 0.35		
Tightening Torque (Nm/Lb-in)	0.5 / 7			0.5 / 7		
<b>OPERATING TEMPERATURE</b>						
Operating Temperature	-20 to +80° C (-4 to +176° F)			-20 to +80° C (-4 to +176° F)		
<b>ROHS COMPLIANCE</b>	For RoHS compliance documentation by product, refer to <a href="http://www.c3controls.com">www.c3controls.com</a>					
<b>TERMINAL BLOCKS</b>	<b>CAT. NO.</b>	<b>PCS./PKG.</b>	<b>LIST/PC.</b>	<b>CAT. NO.</b>	<b>PCS./PKG.</b>	<b>LIST/PC.</b>
(Standard) Grey	WTB2-FB52DB	100	\$ 3.50	WTB2-DB1	50	\$ 3.50
<b>ACCESSORIES</b> (see pages 31-32)	<b>CAT. NO.</b>	<b>PCS./PKG.</b>	<b>LIST/PC.</b>	<b>CAT. NO.</b>	<b>PCS./PKG.</b>	<b>LIST/PC.</b>
End Barrier						
Grey, Non-Metallic (Installs on 35mm DIN Rail)	WTB2-EB	50	\$ 1.50	WTB2-EB	50	\$ 1.50
Grey, Non-Metallic (Installs on 32mm and 35mm DIN Rail)	WTB2-EB2	50	\$ 1.50	WTB2-EB2	50	\$ 1.50
Steel (Installs on 35mm DIN Rail)	WTB2-EB3	50	\$ 1.50	WTB2-EB3	50	\$ 1.50
End Plate	WTB2-EPFB52	50	\$ 1.20	WTB2-EPDB1	50	\$ 1.20
Partition Plate	WTB2-PPFB52	50	\$ 1.30	—	—	—
Marker	WTB2-M8 <sup>①</sup> or -M2 <sup>②</sup>	100 / 100	\$ 0.07 / \$ 0.07	WTB2-M6	100	\$ 0.07
Group Markers (see page 31)						
Plated Steel Mounting Rail, DIN						
35mm x 7.5mm - Slotted - 1 Meter	DRMR3	1	\$ 9.70	DRMR3	1	\$ 9.70
35mm x 7.5mm - Slotted - 2 Meters	DRMR6	10	\$19.20	DRMR6	10	\$19.20
35mm x 15mm - Slotted - 1 Meter	DRMR3D	1	\$14.40	DRMR3D	1	\$14.40
35mm x 15mm - Slotted - 2 Meters	DRMR6D	10	\$27.60	DRMR6D	10	\$27.60
Aluminum Mounting Rail, DIN						
35mm x 7.5mm - Slotted - 1 Meter	DRMR3A	1	\$16.80	DRMR3A	1	\$16.80
DIN Rail Support Bracket	WTB2-BRKT1	1	\$ 1.60	WTB2-BRKT1	1	\$ 1.60

① on terminal  
② on fuse carrier




## MINIATURE PANEL MOUNT, FEED-THROUGH SCREW CLAMP TERMINALS



The miniature modular panel mounting screw clamp terminals ensure extremely compact wiring. The terminals are “add-on” and can be stacked to form multipole assemblies. The stacked assemblies are fitted with end plates on both ends for easy installation on to the panel. For assemblies of more than twenty terminals, additional end plates must be mounted after every twentieth terminal block for rigidity of the assembly.

### IEC MINIATURE FEED THROUGH PANEL MOUNT TERMINAL BLOCKS

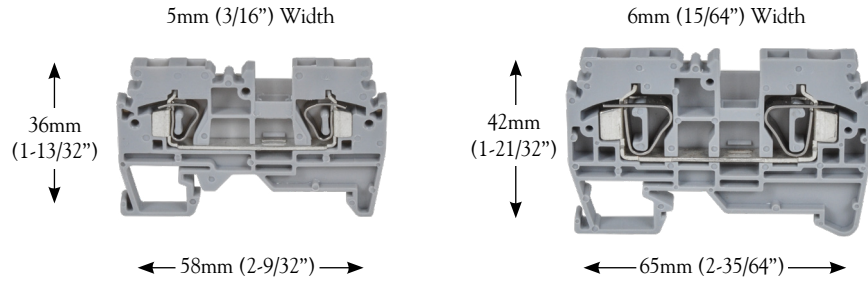
DISCOUNT  
SCHEDULE **G**



#### WTB2-MW4

SPECIFICATIONS		SINGLE-CIRCUIT TERMINAL BLOCK		
Certifications		 UL 1059 File #: E145984		 IEC 60947-7-1
Voltage Rating (V)		300		400
Maximum Current (A)		35		32
<b>WIRE RANGE</b>				
Solid Strand Conductor	mm <sup>2</sup>	0.5 - 6		
Fine Strand Conductor	mm <sup>2</sup>	0.5 - 4		
AWG Conductor		22 - 10		—
Wire Strip Length	(mm/inches)	9 / 0.35		
Tightening Torque (for Terminal Block)	(Nm/Lb-in)	0.5 / 7		
Tightening Torque (for Terminal Block)	(Nm/Lb-in)	0.2 / 1.77		
<b>OPERATING TEMPERATURE</b>				
Operating Temperature		-20 to +80° C (-4 to +176° F)		
<b>ROHS COMPLIANCE</b>				
For RoHS compliance documentation by product, refer to <a href="http://www.c3controls.com">www.c3controls.com</a>				
<b>TERMINAL BLOCKS</b>		<b>CAT. NO.</b>	<b>PCS./PKG.</b>	<b>LIST/PC.</b>
(Standard) Grey		WTB2-MW4	100	\$ 1.00
<b>ACCESSORIES</b> (see pages 31-32)		<b>CAT. NO.</b>	<b>PCS./PKG.</b>	<b>LIST/PC.</b>
Circuit Bridge				
	2 Position	WTB2-W4/2CB	10	\$ 2.20
	3 Position	WTB2-W4/3CB	10	\$ 3.20
	4 Position	WTB2-W4/4CB	10	\$ 4.20
	10 Position	WTB2-W4/10CB	10	\$ 9.80
End Plate		WTB2-EPMW4	50	\$ 0.65
Marker		WTB2-M2	100	\$ 0.07
Group Markers (see page 31)				

## IEC FEED THROUGH DIN RAIL TERMINAL BLOCKS



**DISCOUNT SCHEDULE 6**

### WTB2S-W2

### WTB2S-W4

SPECIFICATIONS	SINGLE-CIRCUIT TERMINAL BLOCK			SINGLE-CIRCUIT TERMINAL BLOCK		
	 UL 1059 File #: E145984			 IEC 60947-7-1		
Certifications						
Voltage Rating (V)	600	750		600	750	
Maximum Current (A)	20	24		25	32	
<b>WIRE RANGE</b>						
Solid Strand Conductor mm <sup>2</sup>	0.5 - 4			0.5 - 6		
Fine Strand Conductor mm <sup>2</sup>	0.5 - 2.5			0.5 - 4		
AWG Conductor	22 - 14			22 - 12		
Wire Strip Length (mm/inches)	9 / 0.35			9 / 0.35		
<b>OPERATING TEMPERATURE</b>						
Operating Temperature	-20 to +80° C (-4 to +176° F)			-20 to +80° C (-4 to +176° F)		
<b>ROHS COMPLIANCE</b>						
For RoHS compliance documentation by product, refer to <a href="http://www.c3controls.com">www.c3controls.com</a>						
<b>TERMINAL BLOCKS</b>						
	<b>CAT. NO.</b>	<b>PCS./PKG.</b>	<b>LIST/PC.</b>	<b>CAT. NO.</b>	<b>PCS./PKG.</b>	<b>LIST/PC.</b>
(Standard) Grey	WTB2S-W2	100	\$ 0.80	WTB2S-W4	50	\$ 0.95
Black	WTB2S-W2-BK	100	\$ 0.90	WTB2S-W4-BK	50	\$ 1.10
Blue	WTB2S-W2-BE	100	\$ 0.90	WTB2S-W4-BE	50	\$ 1.10
Green	WTB2S-W2-GN	100	\$ 0.90	WTB2S-W4-GN	50	\$ 1.10
Orange	WTB2S-W2-OR	100	\$ 0.90	WTB2S-W4-OR	50	\$ 1.10
Red	WTB2S-W2-RD	100	\$ 0.90	WTB2S-W4-RD	50	\$ 1.10
White	WTB2S-W2-WH	100	\$ 0.90	WTB2S-W4-WH	50	\$ 1.10
Yellow	WTB2S-W2-YW	100	\$ 0.90	WTB2S-W4-YW	50	\$ 1.10
<b>ACCESSORIES (see pages 31-32)</b>						
	<b>CAT. NO.</b>	<b>PCS./PKG.</b>	<b>LIST/PC.</b>	<b>CAT. NO.</b>	<b>PCS./PKG.</b>	<b>LIST/PC.</b>
<b>End Barrier</b>						
Grey, Non-Metallic (Installs on 35mm DIN Rail)	WTB2-EB	50	\$ 1.50	WTB2-EB	50	\$ 1.50
Grey, Non-Metallic (Installs on 32mm and 35mm DIN Rail)	WTB2-EB2	50	\$ 1.50	WTB2-EB2	50	\$ 1.50
Steel (Installs on 35mm DIN Rail)	WTB2-EB3	50	\$ 1.50	WTB2-EB3	50	\$ 1.50
<b>Circuit Bridge</b>						
(for adjacent terminal blocks) 2 Position	WTB2S-W2/2CB	100	\$ 0.75	WTB2S-W4/2CB	100	\$ 0.95
(for alternate terminal blocks) 2 Position	WTB2S-W2/2AB	100	\$ 0.75	WTB2S-W4/2AB	100	\$ 0.95
End Plate	WTB2S-EPW2	50	\$ 0.45	WTB2S-EPW4	50	\$ 0.50
Partition Plate	WTB2S-PPW2	50	\$ 0.48	WTB2S-PPW4	50	\$ 0.55
Marker	WTB2-M5	100	\$ 0.07	WTB2-M6	100	\$ 0.07
<b>Group Markers (see page 31)</b>						
<b>Plated Steel Mounting Rail, DIN</b>						
35mm x 7.5mm - Slotted - 1 Meter	DRMR3	1	\$ 9.70	DRMR3	1	\$ 9.70
35mm x 7.5mm - Slotted - 2 Meters	DRMR6	10	\$19.20	DRMR6	10	\$19.20
35mm x 15mm - Slotted - 1 Meter	DRMR3D	1	\$14.40	DRMR3D	1	\$14.40
35mm x 15mm - Slotted - 2 Meters	DRMR6D	10	\$27.60	DRMR6D	10	\$27.60
<b>Aluminum Mounting Rail, DIN</b>						
35mm x 7.5mm - Slotted - 1 Meter	DRMR3A	1	\$16.80	DRMR3A	1	\$16.80
DIN Rail Support Bracket	WTB2-BRKT1	1	\$ 1.60	WTB2-BRKT1	1	\$ 1.60

SEE BOTTOM OF PAGE 23 FOR COLOR OPTIONS.

## IEC FEED THROUGH DIN RAIL TERMINAL BLOCKS

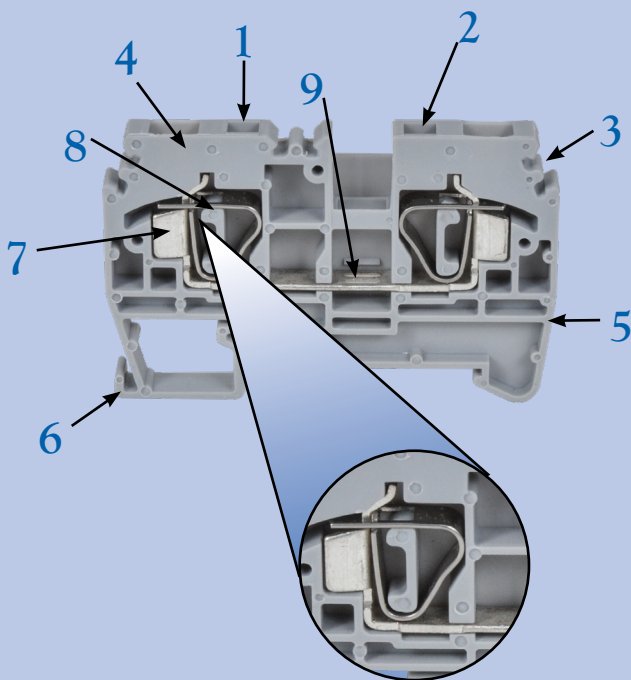
c3controls WTB2 Series of feed through spring clamp terminal blocks have been designed to meet the strict specifications and standards of UL, CSA, and IEC. The WTB2 Series of terminal blocks is manufactured with a direct mounting foot for 35mm standard DIN rails.

In addition to the mounting feature, the WTB2 Series is constructed using only the best available materials for both the housing and clamping bodies and parts. The housing is molded out of an unbreakable, high quality, V-0 flame resistant thermoplastic. The metal bodies are made of a high quality zinc plated, brass and electrolytic copper to provide excellent conductivity and minimize corrosion problems.

The WTB2 Series accepts wires as small as 0.5mm<sup>2</sup> (22 AWG) and as large as 10mm<sup>2</sup> (8 AWG), up to 50 Amps. The wiring to the terminal blocks is made easy by the funnel entry design of the housing. Accessories such as circuit bridges, end plates, partition plates, and markers make the WTB2 Series a flexible alternative to any feed through wiring or power distribution application.


### SPECIAL FEATURES

**C3CONTROLS SPRING CLAMP TERMINAL BLOCKS REDUCE INSTALLED COSTS AND ENSURE RELIABLE CONNECTIONS!**



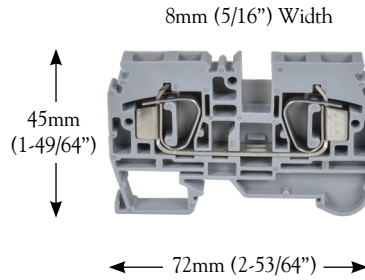
1. Construction provides IP20 protection to guard against accidental contact with live parts — even with accessories installed.
2. Convenient top wiring. The spring clamp is opened with commonly available screwdrivers, enabling the conductor to be easily inserted in the opening of the spring clamp.
3. Marking system allows for fast and easy circuit identification. Blank, custom, and standard markers are available.
4. Funneled-wiring entry with finger safe IP20 terminals simplifies wiring for fast and easy installations.
5. Housing is molded out of an unbreakable, high quality, V-0 flame resistant thermoplastic. Available in eight colors: grey, black, blue, green, orange, red, white, and yellow for quick identification of control circuit types.
6. DIN rail mounting foot allows for direct mounting on 35mm DIN rails and is designed for easy snap on, snap off assembly — the most sturdy and rugged mounting foot on the market!
7. Our zinc and electroplated clamping yokes and current bars provide superior conductivity, superb corrosion resistance in normal and hazardous environments, and in conjunction with the stainless steel spring clamp are vibration resistant.
8. Pre-loaded 302 stainless steel spring clamps hold the wire securely against the current bar, and won't loosen, even in high vibration applications.
9. Internal jumpers (circuit bridges) are available for adjacent and alternate terminal blocks, which frees up valuable wiring space and reduces assembly time.

#### ADDITIONAL COLORS AVAILABLE FOR IEC TERMINAL BLOCKS





**IEC FEED THROUGH DIN RAIL TERMINAL BLOCKS**

**DISCOUNT SCHEDULE G**



**WTB2S-W6**

SPECIFICATIONS		SINGLE-CIRCUIT TERMINAL BLOCK		
Certifications		 UL 1059 File #: E145984		 IEC 60947-7-1
Voltage Rating (V)		600	750	
Maximum Current (A)		50	41	
<b>WIRE RANGE</b>				
Solid Strand Conductor	mm <sup>2</sup>	0.5 - 10		
Fine Strand Conductor	mm <sup>2</sup>	0.5 - 6		
AWG Conductor		22 - 8		
Wire Strip Length	(mm/inches)	12 / 0.47		
<b>OPERATING TEMPERATURE</b>				
Operating Temperature		-20 to +80° C (-4 to +176° F)		
<b>ROHS COMPLIANCE</b>				
For RoHS compliance documentation by product, refer to <a href="http://www.c3controls.com">www.c3controls.com</a>				
<b>TERMINAL BLOCKS</b>		<b>CAT. NO.</b>	<b>PCS./PKG.</b>	<b>LIST/PC.</b>
(Standard) Grey		WTB2S-W6	50	\$ 1.30
Black		WTB2S-W6-BK	50	\$ 1.40
Blue		WTB2S-W6-BE	50	\$ 1.40
Green		WTB2S-W6-GN	50	\$ 1.40
Orange		WTB2S-W6-OR	50	\$ 1.40
Red		WTB2S-W6-RD	50	\$ 1.40
White		WTB2S-W6-WH	50	\$ 1.40
Yellow		WTB2S-W6-YW	50	\$ 1.40
<b>ACCESSORIES (see pages 31-32)</b>		<b>CAT. NO.</b>	<b>PCS./PKG.</b>	<b>LIST/PC.</b>
<b>End Barrier</b>				
Grey, Non-Metallic (Installs on 35mm DIN Rail)		WTB2-EB	50	\$ 1.50
Grey, Non-Metallic (Installs on 32mm and 35mm DIN Rail)		WTB2-EB2	50	\$ 1.50
Steel (Installs on 35mm DIN Rail)		WTB2-EB3	50	\$ 1.50
<b>Circuit Bridge</b>				
(for adjacent terminal blocks)	2 Position	WTB2S-W6/2CB	100	\$ 1.20
(for alternate terminal blocks)	2 Position	WTB2S-W6/2AB	100	\$ 1.20
<b>End Plate</b>				
		WTB2S-EPW6	50	\$ 0.44
<b>Partition Plate</b>				
		WTB2S-PPW6	50	\$ 0.48
<b>Marker</b>				
		WTB2-M8	100	\$ 0.07
<b>Group Markers (see page 31)</b>				
<b>Plated Steel Mounting Rail, DIN</b>				
35mm x 7.5mm - Slotted - 1 Meter		DRMR3	1	\$ 9.70
35mm x 7.5mm - Slotted - 2 Meters		DRMR6	10	\$19.20
35mm x 15mm - Slotted - 1 Meter		DRMR3D	1	\$14.40
35mm x 15mm - Slotted - 2 Meters		DRMR6D	10	\$27.60
<b>Aluminum Mounting Rail, DIN</b>				
35mm x 7.5mm - Slotted - 1 Meter		DRMR3A	1	\$16.80
<b>DIN Rail Support Bracket</b>				
		WTB2-BRKT1	1	\$ 1.60

SEE BOTTOM OF PAGE 23 FOR COLOR OPTIONS.

## SPRING CLAMP GROUND TERMINALS

Spring clamp ground terminal blocks are offered for quick connections and are ideal for use with other spring clamp terminal blocks. The spring clamp is operated by using a screwdriver to provide access for wiring through the opening in the spring clamp. The wire is held against current bar directly by a pre-stressed spring clamp. Specially designed alloy feet help to achieve very low contact resistance and vibration proof grounding. Spring clamp ground terminals can be mounted on 35mm DIN rails along with other terminals, and eliminate the need for a separate grounding bus bar. The ground terminal block profile is the same as the feed through terminal blocks of same wire size.

IEC TERMINAL BLOCKS

**IEC GROUND DIN RAIL TERMINAL BLOCKS**

5mm (3/16") Width

36mm (1-13/32")

58mm (2-9/32")

6mm (15/64") Width

42mm (1-21/32")

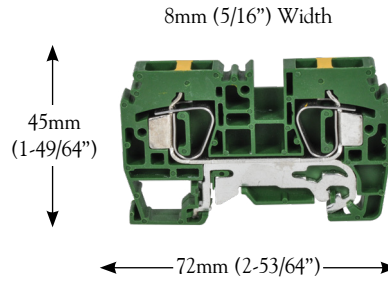
65mm (2-35/64")

DISCOUNT SCHEDULE **G**


	<b>WTB2S-W2G</b>			<b>WTB2S-W4G</b>		
SPECIFICATIONS	SINGLE-CIRCUIT TERMINAL BLOCK			SINGLE-CIRCUIT TERMINAL BLOCK		
Certifications	 UL 1059 File #: E145984			 IEC 60947-7-2		
<b>WIRE RANGE</b>						
Solid Strand Conductor    mm <sup>2</sup>	0.5 - 4			0.5 - 6		
Fine Strand Conductor    mm <sup>2</sup>	0.5 - 2.5			0.5 - 4		
AWG Conductor	22 - 14			22 - 12		
Wire Strip Length    (mm/inches)	9 / 0.35			9 / 0.35		
<b>OPERATING TEMPERATURE</b>						
Operating Temperature	-20 to +80° C (-4 to +176° F)			-20 to +80° C (-4 to +176° F)		
<b>ROHS COMPLIANCE</b>	For RoHS compliance documentation by product, refer to <a href="http://www.c3controls.com">www.c3controls.com</a>					
<b>TERMINAL BLOCKS</b>	<b>CAT. NO.</b>	<b>PCS./PKG.</b>	<b>LIST/PC.</b>	<b>CAT. NO.</b>	<b>PCS./PKG.</b>	<b>LIST/PC.</b>
Green insulation housing with metal mounting foot.	WTB2S-W2G	100	\$ 3.10	WTB2S-W4G	50	\$ 3.50
<b>ACCESSORIES</b> (see pages 31-32)	<b>CAT. NO.</b>	<b>PCS./PKG.</b>	<b>LIST/PC.</b>	<b>CAT. NO.</b>	<b>PCS./PKG.</b>	<b>LIST/PC.</b>
End Barrier						
Grey, Non-Metallic (Installs on 35mm DIN Rail)	WTB2-EB	50	\$ 1.50	WTB2-EB	50	\$ 1.50
Grey, Non-Metallic (Installs on 32mm and 35mm DIN Rail)	WTB2-EB2	50	\$ 1.50	WTB2-EB2	50	\$ 1.50
Steel (Installs on 35mm DIN Rail)	WTB2-EB3	50	\$ 1.50	WTB2-EB3	50	\$ 1.50
End Plate	—	—	—	WTB2S-EPW4	50	\$ 0.50
Marker	WTB2-M5	100	\$ 0.07	WTB2-M6	100	\$ 0.07
Group Markers (see page 31)						
Plated Steel Mounting Rail, DIN						
35mm x 7.5mm - Slotted - 1 Meter	DRMR3	1	\$ 9.70	DRMR3	1	\$ 9.70
35mm x 7.5mm - Slotted - 2 Meters	DRMR6	10	\$19.20	DRMR6	10	\$19.20
35mm x 15mm - Slotted - 1 Meter	DRMR3D	1	\$14.40	DRMR3D	1	\$14.40
35mm x 15mm - Slotted - 2 Meters	DRMR6D	10	\$27.60	DRMR6D	10	\$27.60
Aluminum Mounting Rail, DIN						
35mm x 7.5mm - Slotted - 1 Meter	DRMR3A	1	\$16.80	DRMR3A	1	\$16.80
DIN Rail Support Bracket	WTB2-BRKT1	1	\$ 1.60	WTB2-BRKT1	1	\$ 1.60

**IEC GROUND DIN RAIL TERMINAL BLOCKS**

DISCOUNT  
SCHEDULE **G**



**WTB2S-W6G**

SPECIFICATIONS		SINGLE-CIRCUIT TERMINAL BLOCK		
Certifications		 UL 1059 File #: E145984		IEC 60947-7-2
<b>WIRE RANGE</b>				
Solid Strand Conductor	mm <sup>2</sup>	0.5 - 10		
Fine Strand Conductor	mm <sup>2</sup>	0.5 - 6		
AWG Conductor		22 - 8		
Wire Strip Length	(mm/inches)	12 / 0.47		
<b>OPERATING TEMPERATURE</b>				
Operating Temperature		-20 to +80° C (-4 to +176° F)		
<b>ROHS COMPLIANCE</b>		For RoHS compliance documentation by product, refer to <a href="http://www.c3controls.com">www.c3controls.com</a>		
<b>TERMINAL BLOCKS</b>		<b>CAT. NO.</b>	<b>PCS./PKG.</b>	<b>LIST/PC.</b>
Green insulation housing with metal mounting foot		WTB2S-W6G	50	\$ 4.70
<b>ACCESSORIES</b> (see pages 31-32)		<b>CAT. NO.</b>	<b>PCS./PKG.</b>	<b>LIST/PC.</b>
End Barrier				
	Grey, Non-Metallic (Installs on 35mm DIN Rail)	WTB2-EB	50	\$ 1.50
	Grey, Non-Metallic (Installs on 32mm and 35mm DIN Rail)	WTB2-EB2	50	\$ 1.50
	Steel (Installs on 35mm DIN Rail)	WTB2-EB3	50	\$ 1.50
Marker		WTB2-M8	100	\$ 0.07
Group Markers (see page 31)				
Plated Steel Mounting Rail, DIN				
	35mm x 7.5mm - Slotted - 1 Meter	DRMR3	1	\$ 9.70
	35mm x 7.5mm - Slotted - 2 Meters	DRMR6	10	\$19.20
	35mm x 15mm - Slotted - 1 Meter	DRMR3D	1	\$14.40
	35mm x 15mm - Slotted - 2 Meters	DRMR6D	10	\$27.60
Aluminum Mounting Rail, DIN				
	35mm x 7.5mm - Slotted - 1 Meter	DRMR3A	1	\$16.80
DIN Rail Support Bracket		WTB2-BRKT1	1	\$ 1.60


## MULTI-CONDUCTOR SPRING CLAMP

The multi-conductor spring clamp terminals offer a reliable solution for multiple wire connections. The terminal eliminates conventional cross connections, looping wires and reliability problems encountered when connecting two wires in one clamp. The terminals provide multiple connection points in the terminal itself, and the possibility of further multiplication of connections with circuit bridges. The multi-conductor terminal blocks can even be bridged to standard feed through spring clamp terminal blocks of same conductor size.

WTB2S-W2-12, WTB2S-W4-12 and WTB2S-W6-12 features one termination point on one side and two termination points on the other side, while the WTB2S-W2-22, WTB2S-W4-22 and WTB2S-W6-22 have two termination points on each side. Bridging facility is at the center of the terminals.

IEC TERMINAL BLOCKS

### IEC MULTI-CONDUCTOR FEED THROUGH DIN RAIL TERMINAL BLOCKS

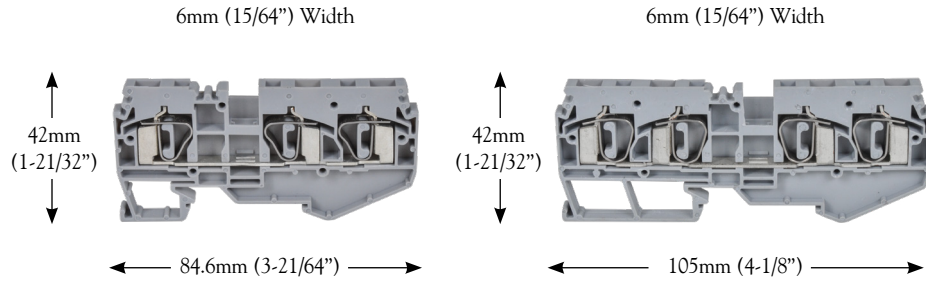


**WTB2S-W2-12**

**WTB2S-W2-22**

SPECIFICATIONS	SINGLE-CIRCUIT TERMINAL BLOCK			SINGLE-CIRCUIT TERMINAL BLOCK		
	CERTIFICATIONS	UL 1059 File #: E145984	IEC 60947-7-1	CERTIFICATIONS	UL 1059 File #: E145984	IEC 60947-7-1
Voltage Rating (V)	600	750	600	750		
Maximum Current (A)	20	24	20	24		
<b>WIRE RANGE</b>						
Solid Strand Conductor mm <sup>2</sup>	0.5 - 4		0.5 - 4			
Fine Strand Conductor mm <sup>2</sup>	0.5 - 2.5		0.5 - 2.5			
AWG Conductor	22 - 14		22 - 14			
Wire Strip Length (mm/inches)	9 / 0.35		9 / 0.35			
<b>OPERATING TEMPERATURE</b>						
Operating Temperature	-20 to +80° C (-4 to +176° F)		-20 to +80° C (-4 to +176° F)			
<b>ROHS COMPLIANCE</b>						
	For RoHS compliance documentation by product, refer to <a href="http://www.c3controls.com">www.c3controls.com</a>					
<b>TERMINAL BLOCKS</b>						
(Standard) Grey	<b>CAT. NO.</b>	<b>PCS./PKG.</b>	<b>LIST/PC.</b>	<b>CAT. NO.</b>	<b>PCS./PKG.</b>	<b>LIST/PC.</b>
	WTB2S-W2-12	100	\$ 1.20	WTB2S-W2-22	100	\$ 1.44
<b>ACCESSORIES</b> (see pages 31-32)						
<b>End Barrier</b>	<b>CAT. NO.</b>	<b>PCS./PKG.</b>	<b>LIST/PC.</b>	<b>CAT. NO.</b>	<b>PCS./PKG.</b>	<b>LIST/PC.</b>
Grey, Non-Metallic (Installs on 35mm DIN Rail)	WTB2-EB	50	\$ 1.50	WTB2-EB	50	\$ 1.50
Grey, Non-Metallic (Installs on 32mm and 35mm DIN Rail)	WTB2-EB2	50	\$ 1.50	WTB2-EB2	50	\$ 1.50
Steel (Installs on 35mm DIN Rail)	WTB2-EB3	50	\$ 1.50	WTB2-EB3	50	\$ 1.50
<b>Circuit Bridge</b>						
(for adjacent terminal blocks) 2 Position	WTB2S-W2/2CB	100	\$ 0.75	WTB2S-W2/2CB	100	\$ 0.75
(for alternate terminal blocks) 2 Position	WTB2S-W2/2AB	100	\$ 0.75	WTB2S-W2/2AB	100	\$ 0.75
<b>End Plate</b>	WTB2S-EPW2-12	50	\$ 0.60	WTB2S-EPW2-22	50	\$ 0.60
<b>Partition Plate</b>	WTB2S-PPW2-12	50	\$ 0.65	WTB2S-PPW2-22	50	\$ 0.65
<b>Marker</b>	WTB2-M5	100	\$ 0.07	WTB2-M5	100	\$ 0.07
<b>Group Markers</b> (see page 31)						
<b>Plated Steel Mounting Rail, DIN</b>						
35mm x 7.5mm - Slotted - 1 Meter	DRMR3	1	\$ 9.70	DRMR3	1	\$ 9.70
35mm x 7.5mm - Slotted - 2 Meters	DRMR6	10	\$19.20	DRMR6	10	\$19.20
35mm x 15mm - Slotted - 1 Meter	DRMR3D	1	\$14.40	DRMR3D	1	\$14.40
35mm x 15mm - Slotted - 2 Meters	DRMR6D	10	\$27.60	DRMR6D	10	\$27.60
<b>Aluminum Mounting Rail, DIN</b>						
35mm x 7.5mm - Slotted - 1 Meter	DRMR3A	1	\$16.80	DRMR3A	1	\$16.80
<b>DIN Rail Support Bracket</b>	WTB2-BRKT1	1	\$ 1.60	WTB2-BRKT1	1	\$ 1.60

**IEC MULTI-CONDUCTOR FEED THROUGH DIN RAIL TERMINAL BLOCKS**




**DISCOUNT SCHEDULE G**

**WTB2S-W4-12**

**WTB2S-W4-22**

SPECIFICATIONS	SINGLE-CIRCUIT TERMINAL BLOCK			SINGLE-CIRCUIT TERMINAL BLOCK		
	CAT. NO.	PCS./PKG.	LIST/PC.	CAT. NO.	PCS./PKG.	LIST/PC.
Certifications	UL 1059 File # E145984		IEC 60947-7-1	UL 1059 File # E145984		IEC 60947-7-1
Voltage Rating (V)	600		750	600		750
Maximum Current (A)	25		32	25		32
<b>WIRE RANGE</b>						
Solid Strand Conductor mm <sup>2</sup>	0.5 - 6			0.5 - 6		
Fine Strand Conductor mm <sup>2</sup>	0.5 - 4			0.5 - 4		
AWG Conductor	22 - 12			22 - 12		
Wire Strip Length (mm/inches)	9 / 0.35			9 / 0.35		
<b>OPERATING TEMPERATURE</b>						
Operating Temperature	-20 to +80° C (-4 to +176° F)			-20 to +80° C (-4 to +176° F)		
<b>ROHS COMPLIANCE</b>						
For RoHS compliance documentation by product, refer to <a href="http://www.c3controls.com">www.c3controls.com</a>						
<b>TERMINAL BLOCKS</b>						
(Standard) Grey	WTB2S-W4-12	100	\$ 2.00	WTB2S-W4-22	100	\$ 2.50
<b>ACCESSORIES (see pages 31-32)</b>						
End Barrier	CAT. NO.	PCS./PKG.	LIST/PC.	CAT. NO.	PCS./PKG.	LIST/PC.
Grey, Non-Metallic (Installs on 35mm DIN Rail)	WTB2-EB	50	\$ 1.50	WTB2-EB	50	\$ 1.50
Grey, Non-Metallic (Installs on 32mm and 35mm DIN Rail)	WTB2-EB2	50	\$ 1.50	WTB2-EB2	50	\$ 1.50
Steel (Installs on 35mm DIN Rail)	WTB2-EB3	50	\$ 1.50	WTB2-EB3	50	\$ 1.50
Circuit Bridge						
(for adjacent terminal blocks) 2 Position	WTB2S-W4/2CB	100	\$ 0.95	WTB2S-W4/2CB	100	\$ 0.95
(for alternate terminal blocks) 2 Position	WTB2S-W4/2AB	100	\$ 0.95	WTB2S-W4/2AB	100	\$ 0.95
End Plate	WTB2S-EPW4-12	50	\$ 0.65	WTB2S-EPW4-22	50	\$ 0.65
Partition Plate	WTB2S-PPW4-12	50	\$ 0.70	WTB2S-PPW4-22	50	\$ 0.70
Marker	WTB2-M6	100	\$ 0.07	WTB2-M6	100	\$ 0.07
Group Markers (see page 31)						
<b>Plated Steel Mounting Rail, DIN</b>						
35mm x 7.5mm - Slotted - 1 Meter	DRMR3	1	\$ 9.70	DRMR3	1	\$ 9.70
35mm x 7.5mm - Slotted - 2 Meters	DRMR6	10	\$19.20	DRMR6	10	\$19.20
35mm x 15mm - Slotted - 1 Meter	DRMR3D	1	\$14.40	DRMR3D	1	\$14.40
35mm x 15mm - Slotted - 2 Meters	DRMR6D	10	\$27.60	DRMR6D	10	\$27.60
<b>Aluminum Mounting Rail, DIN</b>						
35mm x 7.5mm - Slotted - 1 Meter	DRMR3A	1	\$16.80	DRMR3A	1	\$16.80
DIN Rail Support Bracket	WTB2-BRKT1	1	\$ 1.60	WTB2-BRKT1	1	\$ 1.60

**IEC MULTI-CONDUCTOR FEED THROUGH DIN RAIL TERMINAL BLOCKS**



**WTB2S-W6-12** **WTB2S-W6-22**


SPECIFICATIONS	SINGLE-CIRCUIT TERMINAL BLOCK			SINGLE-CIRCUIT TERMINAL BLOCK		
	WTB2S-W6-12			WTB2S-W6-22		
Certifications	UL 1059 File #: E145984			IEC 60947-7-1		
Voltage Rating (V)	600			750		
Maximum Current (A)	50			41		
<b>WIRE RANGE</b>						
Solid Strand Conductor	mm <sup>2</sup>	0.5 - 10		mm <sup>2</sup>		0.5 - 10
Fine Strand Conductor	mm <sup>2</sup>	0.5 - 6		mm <sup>2</sup>		0.5 - 6
AWG Conductor		22 - 8				22 - 8
Wire Strip Length (mm/inches)		12 / 0.47				12 / 0.47
<b>OPERATING TEMPERATURE</b>						
Operating Temperature	-20 to +80° C (-4 to +176° F)			-20 to +80° C (-4 to +176° F)		
<b>ROHS COMPLIANCE</b>						
For RoHS compliance documentation by product, refer to <a href="http://www.c3controls.com">www.c3controls.com</a>						
<b>TERMINAL BLOCKS</b>						
(Standard) Grey	<b>CAT. NO.</b>	<b>PCS./PKG.</b>	<b>LIST/PC.</b>	<b>CAT. NO.</b>	<b>PCS./PKG.</b>	<b>LIST/PC.</b>
	WTB2S-W6-12	50	\$ 2.65	WTB2S-W6-22	50	\$ 3.40
<b>ACCESSORIES</b> (see pages 31-32)						
End Barrier	<b>CAT. NO.</b>	<b>PCS./PKG.</b>	<b>LIST/PC.</b>	<b>CAT. NO.</b>	<b>PCS./PKG.</b>	<b>LIST/PC.</b>
Grey, Non-Metallic (Installs on 35mm DIN Rail)	WTB2-EB	50	\$ 1.50	WTB2-EB	50	\$ 1.50
Grey, Non-Metallic (Installs on 32mm and 35mm DIN Rail)	WTB2-EB2	50	\$ 1.50	WTB2-EB2	50	\$ 1.50
Steel (Installs on 35mm DIN Rail)	WTB2-EB3	50	\$ 1.50	WTB2-EB3	50	\$ 1.50
Circuit Bridge						
(for adjacent terminal blocks) 2 Position	WTB2S-W6/2CB	100	\$ 1.30	WTB2S-W6/2CB	100	\$ 1.30
(for alternate terminal blocks) 2 Position	WTB2S-W6/2AB	100	\$ 1.30	WTB2S-W6/2AB	100	\$ 1.30
End Plate	WTB2S-EPW6-12	50	\$ 0.90	WTB2S-EPW6-22	50	\$ 0.90
Partition Plate	WTB2S-PPW6-12	50	\$ 1.00	WTB2S-PPW6-22	50	\$ 1.00
Marker	WTB2-M8	100	\$ 0.07	WTB2-M8	100	\$ 0.07
Group Markers (see page 31)						
Plated Steel Mounting Rail, DIN						
35mm x 7.5mm - Slotted - 1 Meter	DRMR3	1	\$ 9.70	DRMR3	1	\$ 9.70
35mm x 7.5mm - Slotted - 2 Meters	DRMR6	10	\$19.20	DRMR6	10	\$19.20
35mm x 15mm - Slotted - 1 Meter	DRMR3D	1	\$14.40	DRMR3D	1	\$14.40
35mm x 15mm - Slotted - 2 Meters	DRMR6D	10	\$27.60	DRMR6D	10	\$27.60
Aluminum Mounting Rail, DIN						
35mm x 7.5mm - Slotted - 1 Meter	DRMR3A	1	\$16.80	DRMR3A	1	\$16.80
DIN Rail Support Bracket	WTB2-BRKT1	1	\$ 1.60	WTB2-BRKT1	1	\$ 1.60

## MINIATURE PANEL MOUNT, FEED-THROUGH SPRING CLAMP TERMINALS


The miniature modular panel mounting spring clamp terminals ensure extremely compact wiring. The terminals are “add-on” and can be stacked to form multipole assemblies. The stacked assemblies are fitted with end plates on both ends for easy installation on to the panel. For assemblies of more than twenty terminals, additional end plates must be mounted after every twentieth terminal block for rigidity of the assembly. Miniature multi-conductor terminals are also available as a reliable solution for multiple wire connections. The terminal eliminates conventional cross connections, looping wires and reliability problems encountered when connecting two wires in one clamp. WTB2S-MW2-22 features two termination points on each side.

### IEC MINIATURE FEED THROUGH PANEL MOUNT TERMINAL BLOCKS

5mm (3/16") Width



10mm (25/64") Width



#### WTB2S-MW2

#### WTB2S-MW2-22

SPECIFICATIONS	SINGLE-CIRCUIT TERMINAL BLOCK			SINGLE-CIRCUIT, MULTI-CONDUCTOR TERMINAL BLOCK		
	Certifications	 UL 1059 File #: E145984 IEC 60947-7-1			 UL 1059 File #: E145984 IEC 60947-7-1	
Voltage Rating (V)	600			750		
Maximum Current (A)	20			24		
<b>WIRE RANGE</b>						
Solid Strand Conductor mm <sup>2</sup>	0.5 - 4			0.5 - 4		
Fine Strand Conductor mm <sup>2</sup>	0.5 - 2.5			0.5 - 2.5		
AWG Conductor	22 - 14			22 - 14		
Wire Strip Length (mm/inches)	9 / 0.35			9 / 0.35		
<b>OPERATING TEMPERATURE</b>						
Operating Temperature	-20 to +80° C (-4 to +176° F)			-20 to +80° C (-4 to +176° F)		
<b>ROHS COMPLIANCE</b>						
For RoHS compliance documentation by product, refer to <a href="http://www.c3controls.com">www.c3controls.com</a>						
<b>TERMINAL BLOCKS</b>						
(Standard) Grey	<b>CAT. NO.</b>	<b>PCS./PKG.</b>	<b>LIST/PC.</b>	<b>CAT. NO.</b>	<b>PCS./PKG.</b>	<b>LIST/PC.</b>
	WTB2S-MW2	50	\$0.90	WTB2S-MW2-22	50	\$1.40
<b>ACCESSORIES (See pages 31-32)</b>						
	<b>CAT. NO.</b>	<b>PCS./PKG.</b>	<b>LIST/PC.</b>	<b>CAT. NO.</b>	<b>PCS./PKG.</b>	<b>LIST/PC.</b>
Circuit Bridge (for adjacent terminal blocks) 2 Position	WTB2S-MW2/2CB	100	\$0.75	WTB2S-MW2/2CB	100	\$0.75
Circuit Bridge Installation Tool	WTB2S-TMW2	1	\$5.40	WTB2S-TMW2	1	\$5.40
End Plate	WTB2S-EPMW2	50 (pair)	\$0.65	WTB2S-EPMW2	50 (pair)	\$0.65
Marker	WTB2-M5A	100	\$0.07	WTB2-M10A	100	\$0.07
Group Markers (See page 31)						

**END PLATES**




Our end plates enclose the open side of the last terminal block in a rail assembly to provide isolation from adjacent equipment and circuits. May also be used as a separator to divide circuits in a terminal block rail assembly. See applicable terminal block page for end plate part number and ordering information.

**SEPARATOR PLATES**



Our separator plate is used to divide circuits in a terminal block rail assembly. See applicable terminal block page for separator plate part number and ordering information.

**PARTITION PLATES**



Our partition plates are used to identify and segregate terminal block groups. In addition, they maintain the required creepage and clearance for electrical isolation. See applicable terminal block page for partition plate part number and ordering information.

**END BARRIERS**



Our end barriers retain the terminal blocks on the mounting rail and have a Tightening Torque of 0.8/7 (Nm/lb-in). See applicable terminal block page for end barrier part number and ordering information.

**DIN RAIL**



We offer two types of 35mm symmetrical DIN rails; steel and aluminum. Our steel DIN rail is zinc with clear chromate plated and is available in either 1m (3.28ft.) or 2m (6.56ft.). The aluminum version is available in 1m (3.28ft.). Each simply fasten by screws to the mounting surface - no special brackets or hardware are needed. Terminal blocks easily snap on to rail. See applicable terminal block page for DIN rail part number and ordering information.

**DIN RAIL SUPPORT BRACKET**




Angled bracket raises DIN rail off of mounting panel for easier more convenient wiring of terminal blocks. See applicable terminal block page for support bracket part number and ordering information.




**CIRCUIT BRIDGES**

**Internal, Insulated – for Screw Clamp Connection Terminal Blocks**



Use our insulated circuit bridges to electrically connect multiple terminal blocks. Our circuit bridges are pre-assembled and available in 2-, 3-, 4-, and 10-position. See applicable terminal block page for circuit bridge part number and ordering information.

**Insulated Push-In – for Spring Clamp Connection Terminal Blocks**



for use with adjacent terminal blocks

Our insulated push-in circuit bridges provide IP20 protection and simplify the task of cross connection between multiple terminal blocks. Circuit bridges are available for connections between adjacent and alternate terminal blocks. See applicable terminal block page for circuit bridge part number and ordering information.


**CIRCUIT BRIDGE INSTALLATION AND REMOVAL TOOL**



For easy installation and removal of circuit bridges with adjacent terminal blocks. See applicable terminal block page for circuit bridge installation tool part number and ordering information.

**GROUP MARKERS**

Our group markers and group marker holders are used to identify an assembly of adjacent terminals that are associated with a specific function, control circuit, or part of a machine.



GROUP MARKER HOLDER				MARKER			
CODE	PCS./PKG.	LIST/PC.	FOR USE WITH	CODE	PCS./PKG.	LIST/PC.	
WTB2-GM1	100	\$0.90	WTB2-EB End Barrier	WTB2-M8	100	\$0.70	
WTB2-GM2	100	\$0.90	WTB2-EB2 End Barrier	WTB2-M8	100	\$0.70	
WTB2-GM3 <sup>①</sup>	100	\$0.90	32mm or 35mm DIN Rail	WTB2-MGM1	100	\$0.90	
WTB2-GM4 <sup>①</sup>	100	\$0.90	32mm or 35mm DIN Rail	WTB2-MGM1	100	\$0.90	

① Includes a paper label.


**IT'S EASY TO BUILD YOUR OWN TERMINAL MARKERS**

Simply pick the code number from each of the sections below and combine them to build your part number.

**IEC Terminal Block Markers**

WTB2-                 
I      II      III      IV      V

Example: To build one of our most popular Terminal Markers, the part number would be **WTB2 + II + III + IV + V** or **WTB2-M5LIAVL**



**I. MARKER TYPE**

CODE	DESCRIPTION
WTB2	IEC Terminal Block Marker

**II. MARKER DIMENSION**

CODE	DESCRIPTION (W X HT)	MARKERS PER STRIP	STRIPS PER PKG.	MARKERS PER PKG.	LIST EACH PER MARKER (BLANK)	LIST EACH PER MARKER (PRINTED)
M2	6mm x 5mm Marker	10	10	100	\$0.07	\$0.32
M5A	5mm x 5mm Marker	10	10	100	\$0.07	\$0.32
M5	5mm x 10mm Marker	10	10	100	\$0.07	\$0.32
M6	6mm x 10mm Marker	10	10	100	\$0.07	\$0.32
M8	8mm x 11mm Marker	10	10	100	\$0.07	\$0.32
M9	9mm x 10mm Marker	10	10	100	\$0.11	\$0.37
M10A	10mm x 5mm Marker	10	10	100	\$0.07	\$0.32
M10	10mm x 11mm Marker	5	20	100	\$0.14	\$0.43
M12	12mm x 11mm Marker	5	20	100	\$0.14	\$0.43
M15	15mm x 11mm Marker	5	20	100	\$0.14	\$0.43
M50	20mm x 5mm Marker	1	10	10	\$0.18	—

SEE PAGE 462 FOR MARKER ORIENTATION.

**III. SERIES MARKER OPTIONS**

**SERIES MARKER OPTIONS**

**A. NUMBERS**

CODE	DESCRIPTION	NO. OF SETS/ MARKERS PER PACKAGE:†	NO. OF SETS/ MARKERS PER PACKAGE:††
(Blank)	(Blank)	10/100	10/100
NS01-10	1 - 10	10/100	10/100
NS11-20	11 - 20	10/100	10/100
NS21-30	21 - 30	10/100	10/100
NS31-40	31 - 40	10/100	10/100
NS41-50	41 - 50	10/100	10/100
NS51-60	51 - 60	10/100	10/100
NS61-70	61 - 70	10/100	10/100
NS71-80	71 - 80	10/100	10/100
NS81-90	81 - 90	10/100	10/100
NS91-100	91 - 100	10/100	10/100
NS01-20	1 - 20	5/100	5/100
NS21-40	21 - 40	5/100	5/100
NS41-60	41 - 60	5/100	5/100
NS61-80	61 - 80	5/100	5/100
NS81-100	81-100	5/100	5/100
NS01-100	1-100	1/100	1/100

**B. SPECIAL SYMBOLS AND CHARACTERS**

CODE	DESCRIPTION	NO. OF SETS/ MARKERS PER PACKAGE:†	NO. OF SETS/ MARKERS PER PACKAGE:††
(Blank)	(Blank)	10/100	10/100
SS01	L1, L2, L3 T1, T2, T3	15/90	10/60
SS02	1, 3, 5 2, 4, 6	15/90	10/60
SS03	+ , - , ⊕	30/90	20/60
SS04	+ , - , GND	30/90	20/60

**C. LETTERS**

CODE	DESCRIPTION	NO. OF SETS/MARKERS PER PACKAGE:†	NO. OF SETS/MARKERS PER PACKAGE:††
(Blank)	(Blank)	10/100	10/100
LSA-J	A - J	10/100	10/100
LSK-T	K - T	10/100	10/100
LSQ-Z	Q - Z	10/100	10/100
LSG-P	G - P	10/100	10/100
LSA-T	A - T	5/100	5/100
LSG-Z	G - Z	5/100	5/100

†WTB2-M2, M5A, M5, M6, M8, M9, M10A, M10 ††WTB2-M12, M15

**INDIVIDUAL MARKER OPTIONS**

**A. NUMBERS**

CODE	DESCRIPTION	NO. OF SETS/ MARKERS PER PACKAGE:†	NO. OF SETS/ MARKERS PER PACKAGE:††
(Blank)	(Blank)	10/100	20/100
NI00	0	10/100	20/100
NI01	1	10/100	20/100
NI02	2	10/100	20/100
NI03	3	10/100	20/100
NI04	4	10/100	20/100
NI05	5	10/100	20/100
NI06	6	10/100	20/100
NI07	7	10/100	20/100
NI08	8	10/100	20/100
NI09	9	10/100	20/100
NI10	10	10/100	20/100

**B. SPECIAL SYMBOLS AND CHARACTERS**

CODE	DESCRIPTION	NO. OF SETS/ MARKERS PER PACKAGE:†	NO. OF SETS/ MARKERS PER PACKAGE:††
(Blank)	(Blank)	10/100	20/100
SI01	L1	10/100	20/100
SI02	L2	10/100	20/100
SI03	L3	10/100	20/100
SI04	T1	10/100	20/100
SI05	T2	10/100	20/100
SI06	T3	10/100	20/100
SI07	+	10/100	20/100
SI08	-	10/100	20/100
SI09	GND	10/100	20/100
SI10	⊕	10/100	20/100
SI11	~	10/100	20/100
SI12	—	10/100	20/100

**C. LETTERS**

CODE	DESCRIPTION	NO. OF SETS/ MARKERS PER PACKAGE:†	NO. OF SETS/ MARKERS PER PACKAGE:††
(Blank)	(Blank)	10/100	20/100
LIA	A	10/100	20/100
LIB	B	10/100	20/100
LIC	C	10/100	20/100
LID	D	10/100	20/100
LIE	E	10/100	20/100
LIF	F	10/100	20/100
LIG	G	10/100	20/100
LIH	H	10/100	20/100
LIJ	I	10/100	20/100
LIJ	J	10/100	20/100
LIK	K	10/100	20/100
LIL	L	10/100	20/100
LIM	M	10/100	20/100
LIN	N	10/100	20/100
LIO	O	10/100	20/100
LIP	P	10/100	20/100
LIQ	Q	10/100	20/100
LIR	R	10/100	20/100
LIS	S	10/100	20/100
LIT	T	10/100	20/100
LIU	U	10/100	20/100
LIV	V	10/100	20/100
LIW	W	10/100	20/100
LIX	X	10/100	20/100
LIY	Y	10/100	20/100
LIZ	Z	10/100	20/100

**IV. ORIENTATION OPTIONS**


CODE	DESCRIPTION
(Blank)	—
H	Printed w/Horizontal Orientation
V	Printed w/Vertical Orientation

**V. LETTER CASE OPTIONS**

CODE	DESCRIPTION
(Blank)	—
U	Uppercase (Capital) Letters
L	Lowercase Letters

DISCOUNT SCHEDULE **G**

## MARKER ORIENTATION



## QUICK MARKER STRIPS

Standard markings or blank, the WTB2-M quick marker strips are ideally designed to fit blocks of certain widths. An entire strip of markers can be installed at the same time without having to separate the markers, reducing labor and installation time. The Quick Marker Strip Product Guide is below to help match the appropriate marker to each terminal block.

QUICK MARKER STRIP PRODUCT GUIDE		
MARKER TYPE	CORRESPONDING TERMINAL BLOCK	
	WTB2-	WTB2S-
WTB2-M2	MW4, W4DD, W4ddb, TL2, TL2S, TL2SL, FB52 <sup>①</sup> , FB525L <sup>②</sup> , FB52DB <sup>②</sup>	—
WTB2-M5A	—	MW2
WTB2-M5	W2	W2, W2G, W2-12, W2-22
WTB2-M6	W4, W2/4G, W4-12, W4-22, DB1	W4, W4G, W4-12, W4-22
WTB2-M8	W6, FB52 <sup>①</sup> , FB52L <sup>①</sup> , FB52DB <sup>①</sup>	W6, W6G, W6-12, W6-22
WTB2-M9	FB1, FB1L	—
WTB2-M10A	—	MW2-22
WTB2-M10	W10, W6/10G	—
WTB2-M12	W16, W25	—
WTB2-M15	W35, W16/35G	—

① Marker installed on screw terminal. ② Marker installed on fuse carrier/disconnect arm.

## CUSTOM MARKER STRIPS

WTB2-M marking strips can be custom printed providing unique markers for any application. These markers are available in different sizes. Both alpha and numeric characters and symbols can be printed on the markers.

CUSTOM MARKER STRIPS			
CODE	DESCRIPTION	MARKERS PER/PKG.	LIST EACH MARKER
WTB2-M2-P	Custom White Marker 6mm x 5mm	100	\$0.73
WTB2-M5A-P	Custom White Marker 5mm x 5mm	100	\$0.73
WTB2-M5-P	Custom White Marker 5mm x 10mm	100	\$0.73
WTB2-M6-P	Custom White Marker 6mm x 10mm	100	\$0.73
WTB2-M8-P	Custom White Marker 8mm x 11mm	100	\$0.73
WTB2-M9-P	Custom White Marker 9mm x 10mm	100	\$0.79
WTB2-M10A-P	Custom White Marker 10mm x 5mm	100	\$0.73
WTB2-M10-P	Custom White Marker 10mm x 11mm	100	\$0.84
WTB2-M12-P	Custom White Marker 12mm x 11mm	100	\$0.84
WTB2-M15-P	Custom White Marker 15mm x 11mm	100	\$0.84

Custom markers are not available for same day shipping.



## CUSTOM PRINTING SET-UP FEES

Our plotter system and software have almost unlimited capabilities for printing custom terminal block markers. The user-friendly operator views work on a “what you see is what you get” principle. Meaning you can adjust character size and type, rotate characters, and plot symbols from Excel files.

Following is the maximum number of markers in one file:  
 WTB2-M2, -M5A 1,300 markers  
 WTB2-M5, -M6, -M8, -M9, -M10 900 markers  
 WTB2-M10A 600 markers  
 WTB2-M12, -M15 400 markers

Each custom marker package contains 100 markers (10 markers per strip, 10 strips per package), allowing up to 100 unique markings. See the image below for an example.

WTB2-M2 MARKER

1	2	3	4	5	6	7	8	9	0
a	b	c	d	e	f	g	h	i	j
11	22	33	44	55	66	77	88	99	0
1!	2@	3#	4	5%	6^	7&	8*	9(	0)

You can download the Marker Template file from our website, fill out the Questionnaire section along with your desired markings, and send it back to us. The naming convention for the Marker template file will be the PO number. For example: “33601-1.xls” (where 33601 represents your purchase order number, and -1, -2, -3 represents the number of files submitted).

33601-1.xls  
 33601-2.xls  
 33601-3.xls

Note: It is necessary to submit the Marker Template file with all its tabs (Questionnaire tab and respective Markings tab).

If you submit the Marker Template file with us, NO FEE will be charged. However, if you choose not to submit the file and request c3controls to generate the markings on your behalf, then there is a \$50 fee.

If you have questions regarding custom printing, contact our customer first team at 724.775.7926.

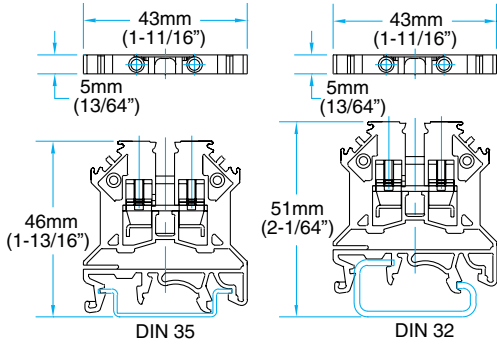
The following table may be used as a guideline for selecting the appropriate slotted screwdriver blade dimension for use with c3controls' WTB2 series terminal blocks.

<b>GUIDE FOR SELECTING APPROPRIATE SLOTTED SCREWDRIVER BLADE DIMENSION (MM)</b>									
<b>TYPE</b>	<b>CAT NO.</b>	<b>2.5</b>	<b>3.0</b>	<b>3.5</b>	<b>4.0</b>	<b>4.5</b>	<b>5.0</b>	<b>5.5</b>	<b>6.5</b>
<b>SCREW CLAMP</b>	WTB2-BRKT1 <sup>③</sup>								
	WTB2-DB1			x					
	WTB2-EB					x			
	WTB2-EB2					x			
	WTB2-EB3								x
	WTB2-FB1			x					
	WTB2-FB130					x			
	WTB2-FB1L			x					
	WTB2-FB52			x					
	WTB2-FB52DB			x					
	WTB2-FB52L			x					
	WTB2-MW4			x					
	WTB2-PDB80			x			x		
	WTB2-TL2	x							
	WTB2-TL2S	x							
	WTB2-TL2SLN	x							
	WTB2-TL2SLP	x							
	WTB2-W10						x		
	WTB2-W10/xCB <sup>①</sup>			x					
	WTB2-W16						x		
	WTB2-W16/35G								x
	WTB2-W16/xCB <sup>①</sup>			x					
	WTB2-W2			x					
	WTB2-W2/4G				x				
	WTB2-W2/xCB <sup>①</sup>			x					
	WTB2-W25							x	
	WTB2-W25/xCB <sup>①</sup>						x		
	WTB2-W35								x
	WTB2-W35/xCB <sup>①</sup>						x		
	WTB2-W4				x				
	WTB2-W4-12			x					
	WTB2-W4-22			x					
	WTB2-W4/xCB <sup>①</sup>			x					
	WTB2-W4D/xCB <sup>①</sup>			x					
	WTB2-W4DD				x				
	WTB2-W4DDB				x				
	WTB2-W6						x		
	WTB2-W6/10G						x		
	WTB2-W6/xCB <sup>①</sup>			x					
	WTB2-W70								x
	WTB2-W95 <sup>②</sup>								
	<b>SPRING CLAMP</b>	WTB2S-MW2		x					
WTB2S-MW2-22			x						
WTB2S-W2			x						
WTB2S-W2-12			x						
WTB2S-W2-22			x						
WTB2S-W2G			x						
WTB2S-W4				x					
WTB2S-W4-12				x					
WTB2S-W4-22				x					
WTB2S-W4G				x					
WTB2S-W6						x			
WTB2S-W6-12						x			
WTB2S-W6-22						x			
WTB2S-W6G						x			

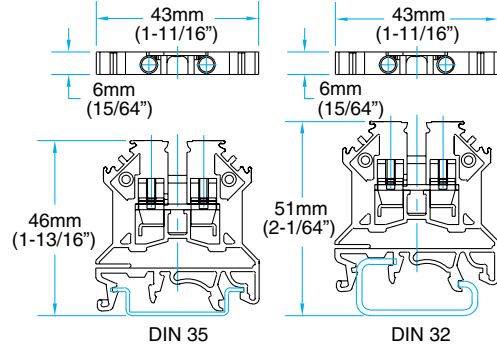
①x= 2, 3, 4 or 10    ②Phillips nr.2    ③Allen 6mm

**SCREW CLAMP FEED THROUGH**

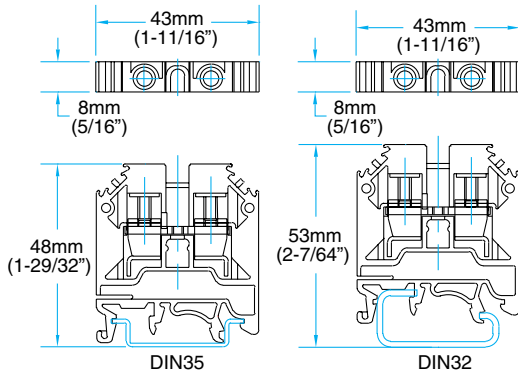
WTB2-W2 (25A)



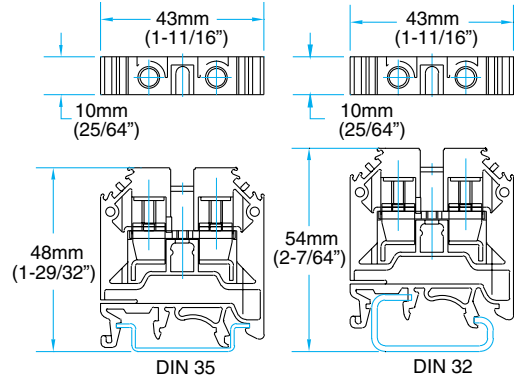
WTB2-W4 (35A)



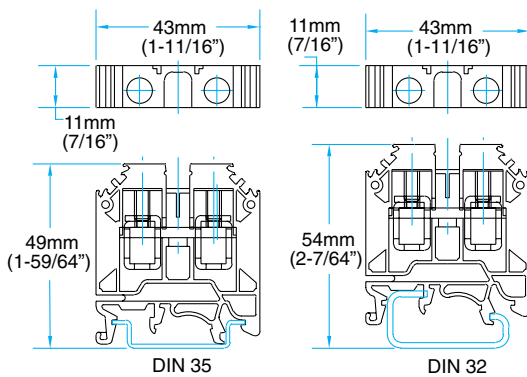
WTB2-W6 (50A)



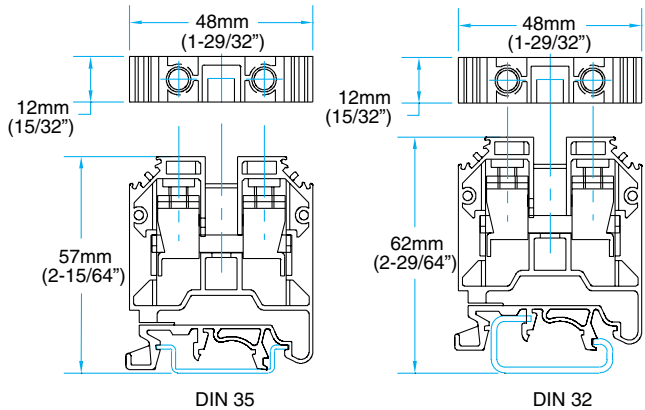
WTB2-W10 (65A)



WTB2-W16 (85A)

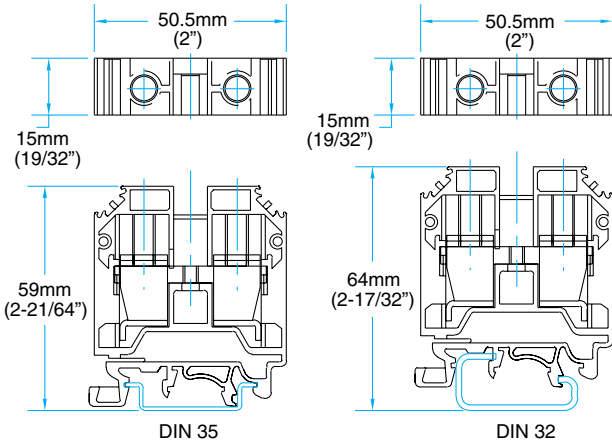


WTB2-W25 (115A)

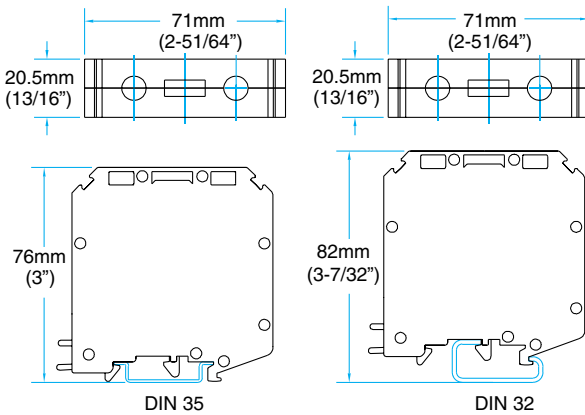


**SCREW CLAMP FEED THROUGH  
(CONT.)**

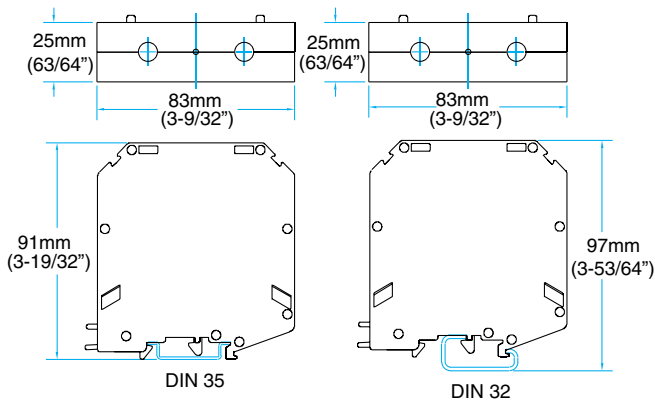
**WTB2-W35 (145A)**



**WTB2-W70 (150A)**

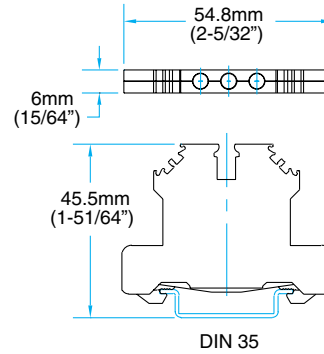


**WTB2-W95 (230A)**

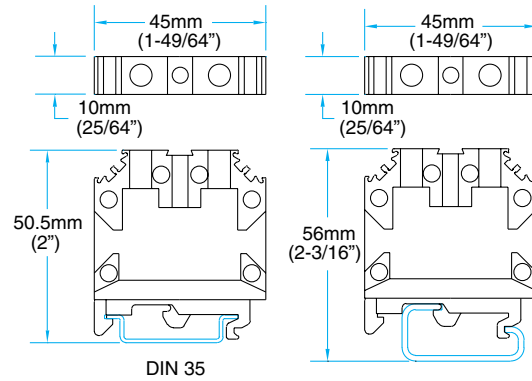


**SCREW CLAMP GROUND**

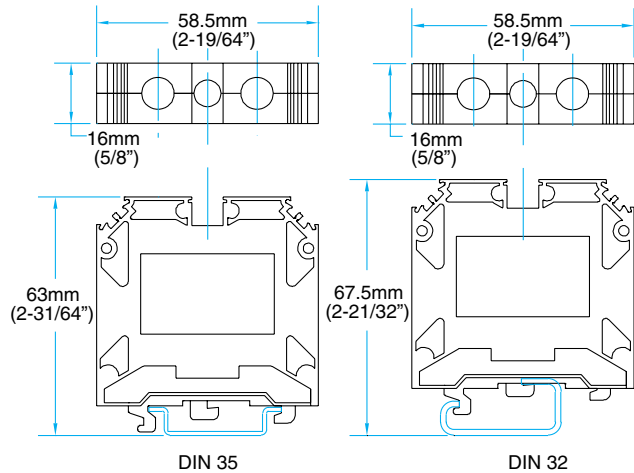
**WTB2-W2/4G**



**WTB2-W6/10G**

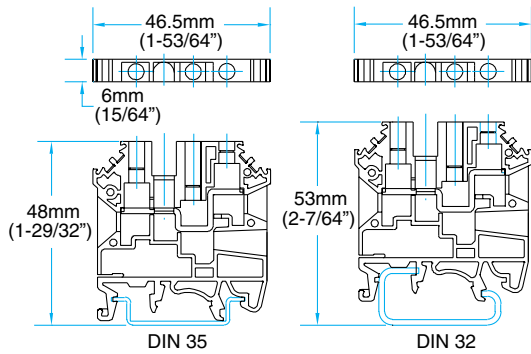


**WTB2-W16/35G**

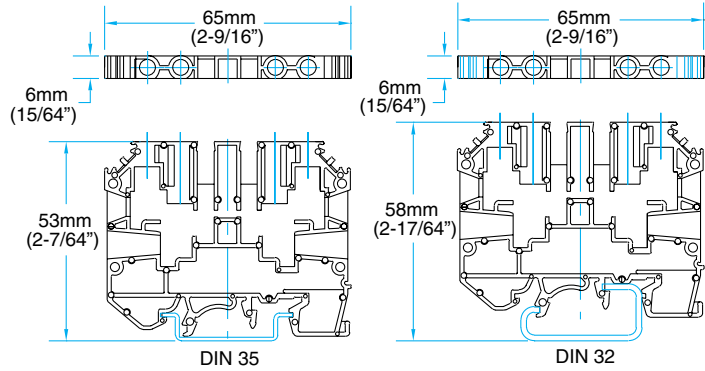


**SCREW CLAMP MULTI-CONDUCTOR FEED THROUGH**

WTB2-W4-12 (32A)

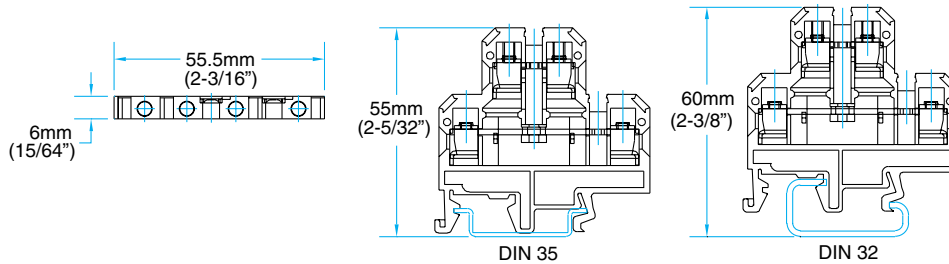


WTB2-W4-22 (35A)



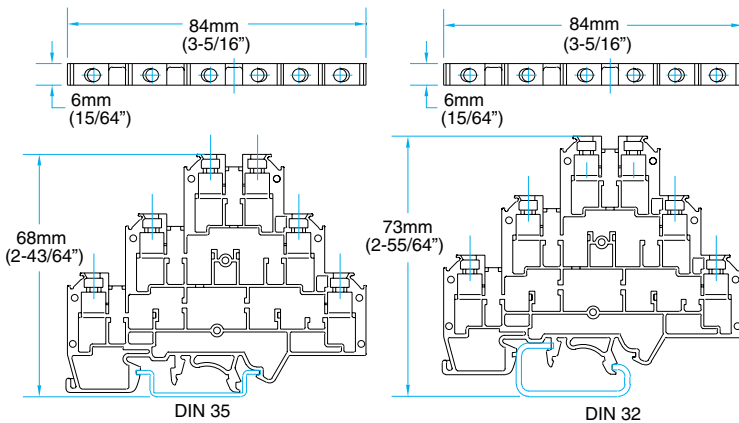
**SCREW CLAMP DOUBLE LEVEL FEED THROUGH**

WTB2-W4DD, WTB2-W4DDB (35A)

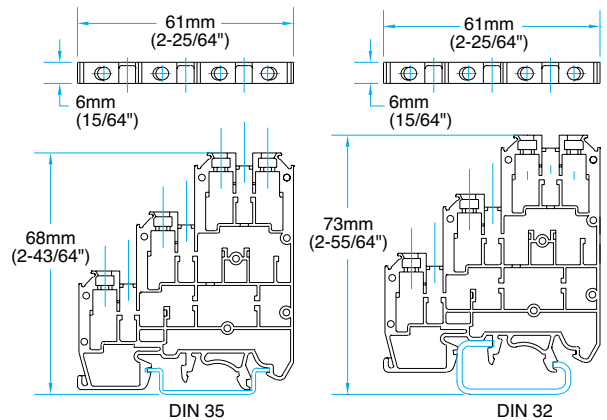


**SCREW CLAMP TRIPLE LEVEL**

WTB2-TL2 (25A)

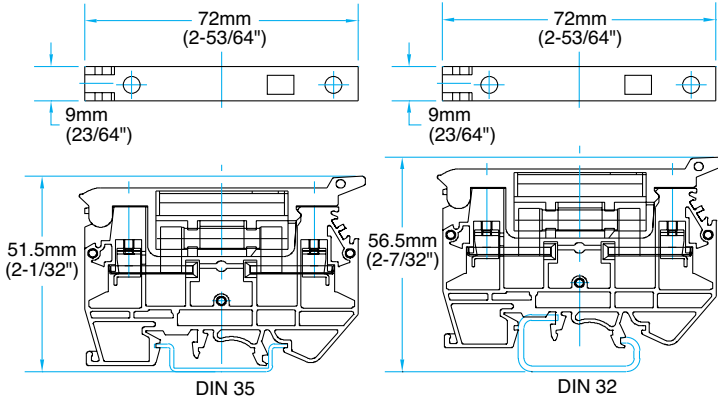


WTB2-TL2S (25A), WTB2-TL2SLP (25A),  
WTB2-TL2SLN (25A)

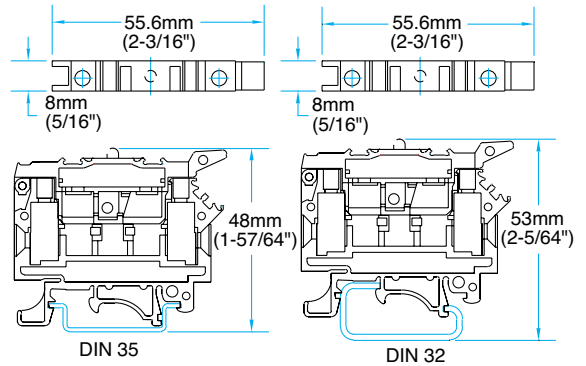


**SCREW CLAMP FUSE HOLDER**

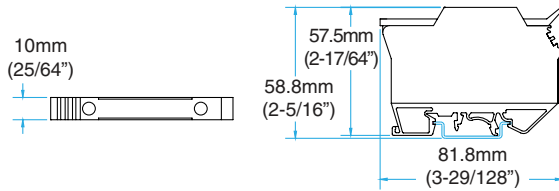
WTB2-FB1 (6.3A), WTB2-FB1L (6.3A)



WTB2-FB52 (6.3A), WTB2-FB52L (6.3A)

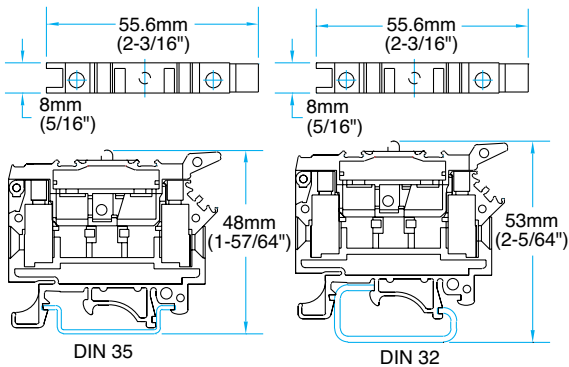


WTB2-FB130 (30A)

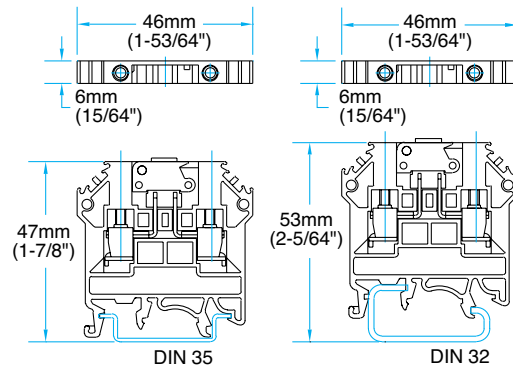


**SCREW CLAMP DISCONNECT**

WTB2-FB52DB (6.3A)

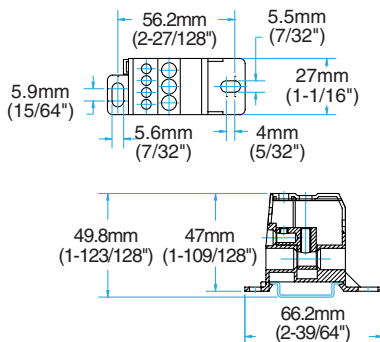


WTB2-DB1 (35A)



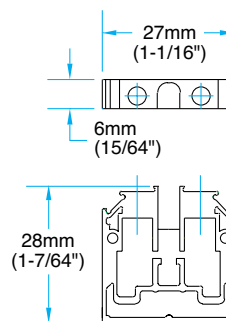
**SCREW CLAMP POWER DISTRIBUTION**

WTB2-PDB80 (80A)



**SCREW CLAMP MINIATURE FEED THROUGH**

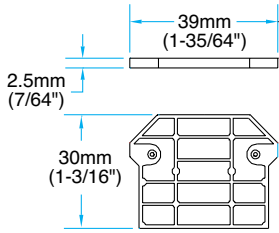
WTB2-MW4 (35A)



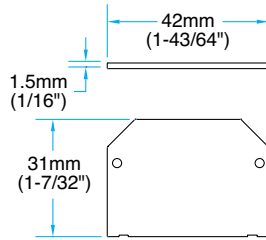
**SCREW CLAMP END PLATES**

**IEC TERMINAL BLOCKS**

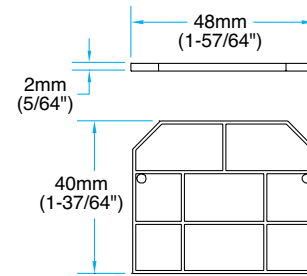
WTB2-EPW2/4



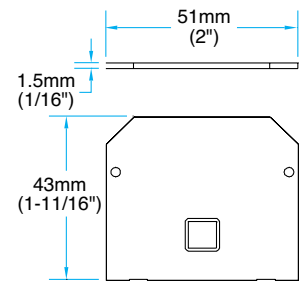
WTB2-EPW6/10



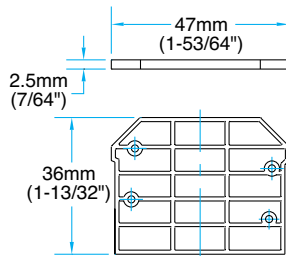
WTB2-EPW25



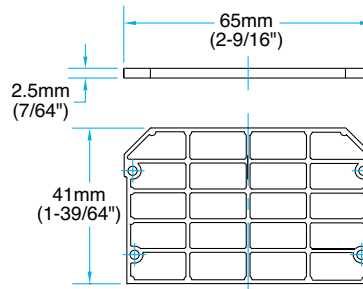
WTB2-EPW35



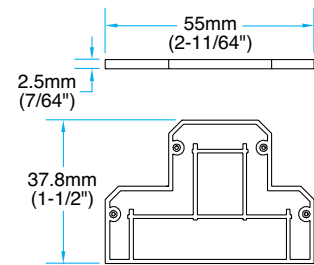
WTB2-EPW4-12



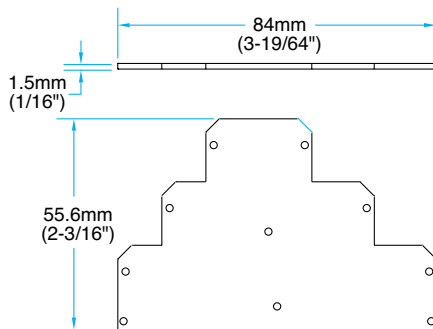
WTB2-EPW4-22



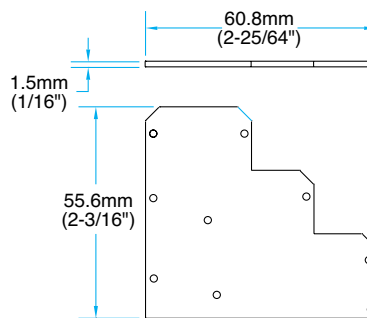
WTB2-EPW4DD



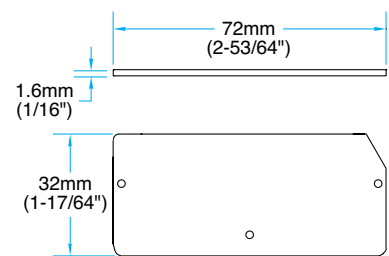
WTB2-EPTL2



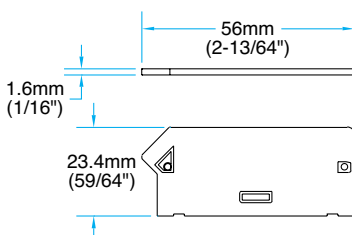
WTB2-EPTL2S



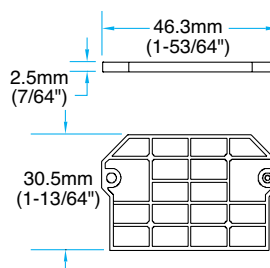
WTB2-EPFB1



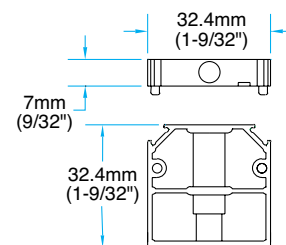
WTB2-EPFB52



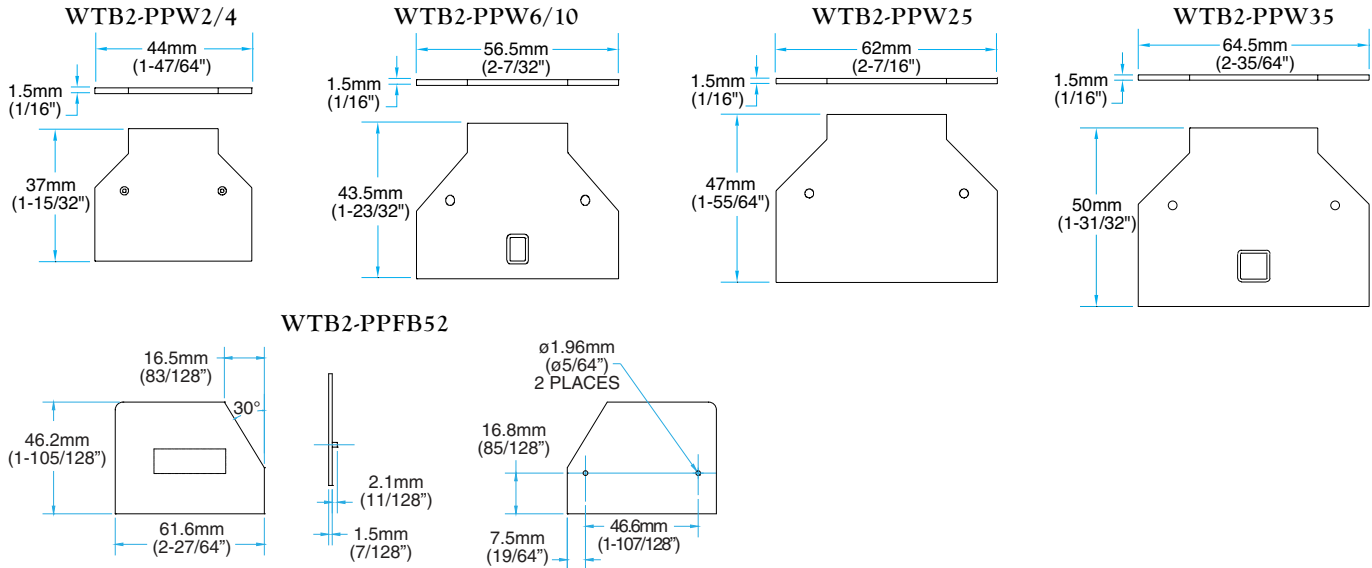
WTB2-EPDB1



WTB2-EPMW4

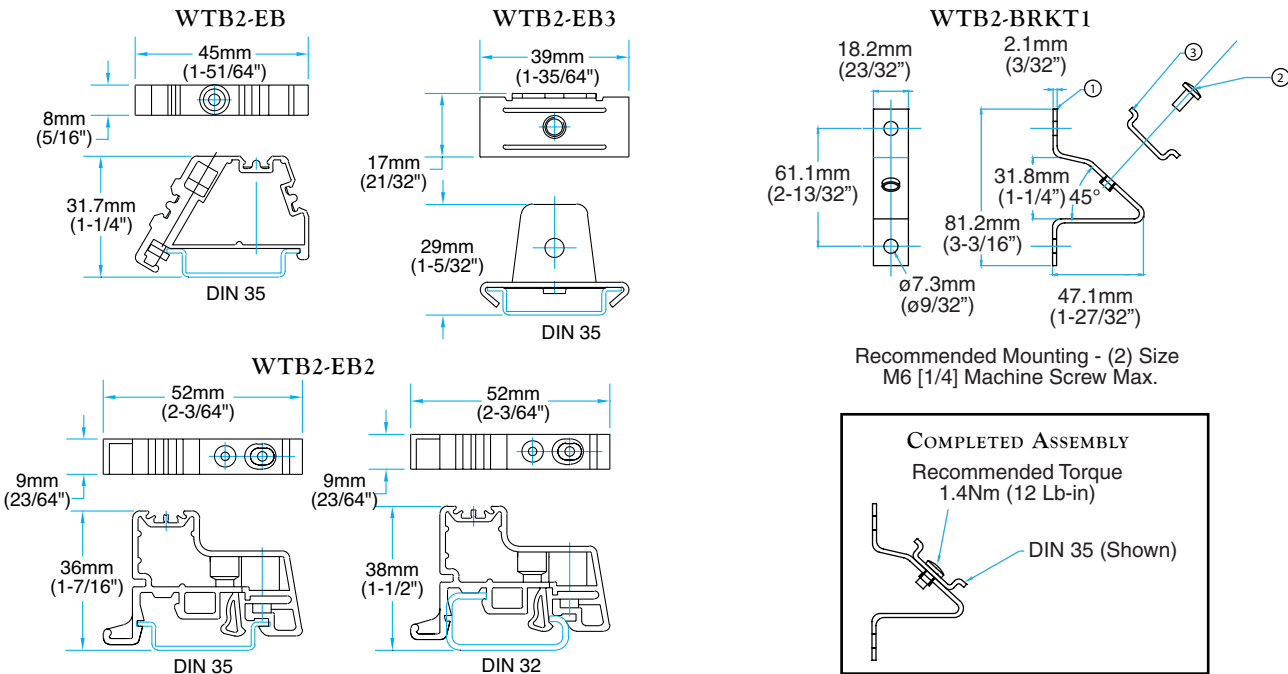


**SCREW CLAMP PARTITION PLATES**

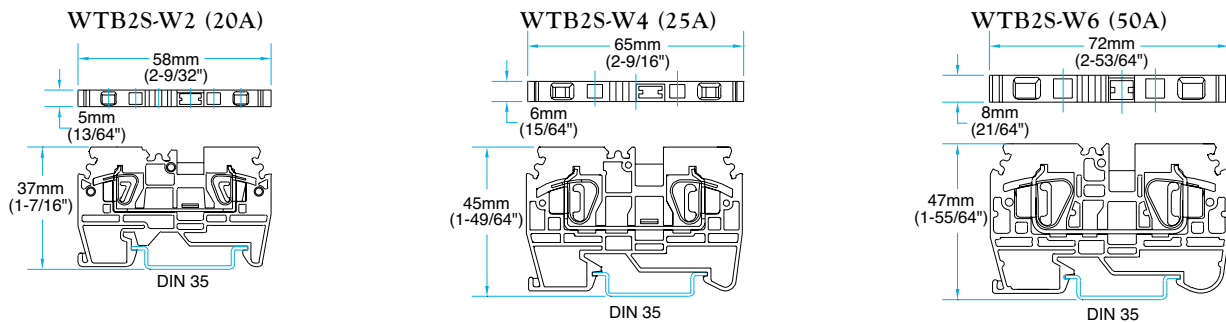


**END BARRIERS FOR SCREW CLAMP & SPRING CLAMP TERMINAL BLOCKS**

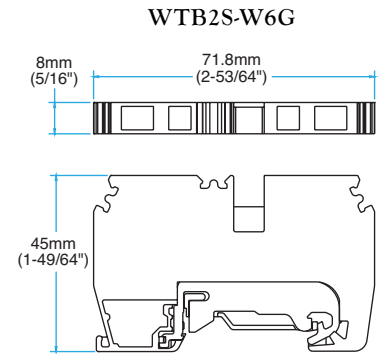
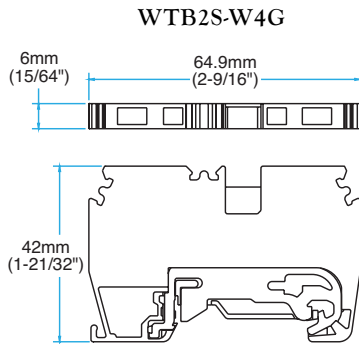
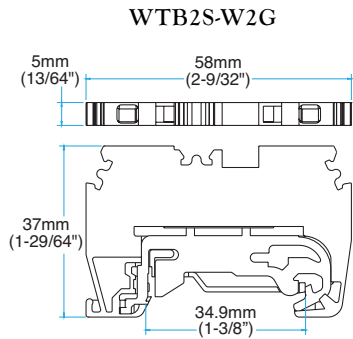
**DIN RAIL SUPPORT BRACKET FOR SCREW CLAMP & SPRING CLAMP TERMINAL BLOCKS**



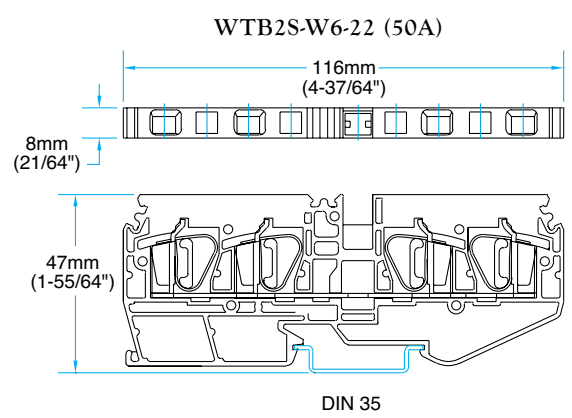
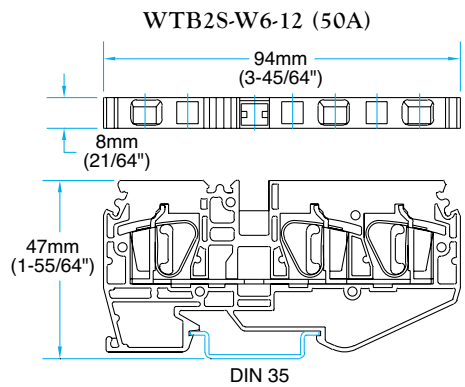
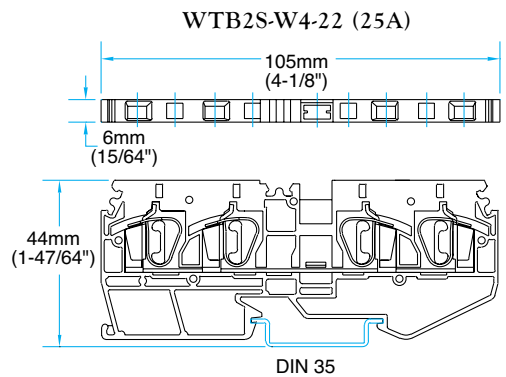
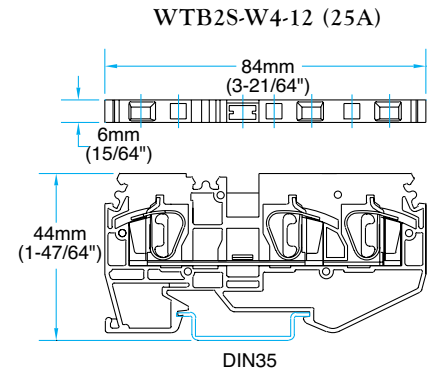
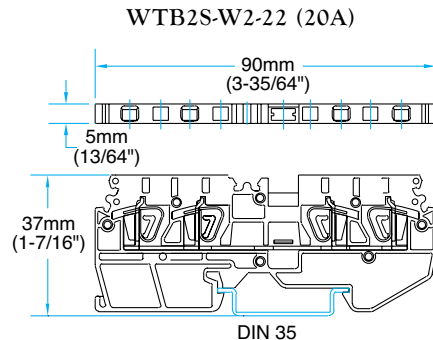
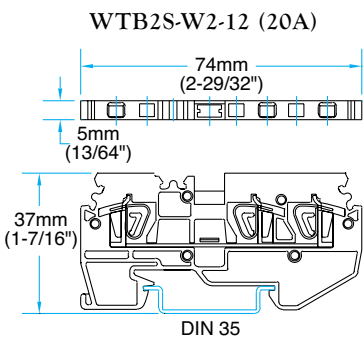
**SPRING CLAMP FEED THROUGH**



**SPRING CLAMP GROUND**

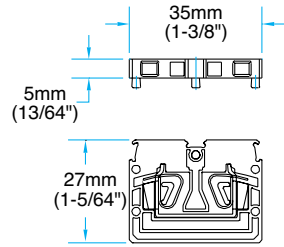


**SPRING CLAMP MULTI-CONDUCTOR FEED THROUGH**

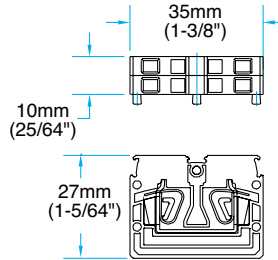


**SPRING CLAMP MINIATURE FEED THROUGH PANEL MOUNT**

WTB2S-MW2 (20A)

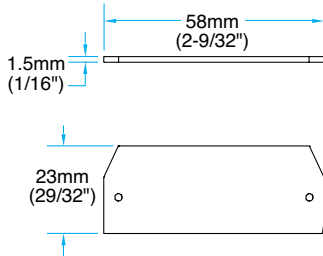


WTB2S-MW2-22 (20A)

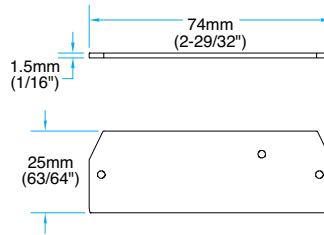


**SPRING CLAMP END PLATES**

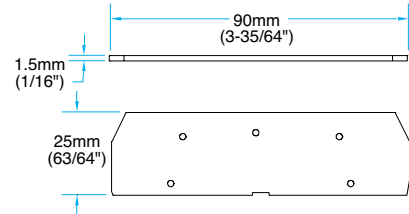
WTB2S-EPW2



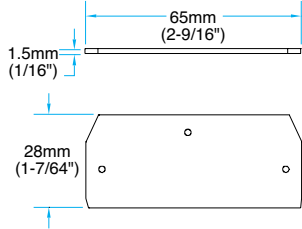
WTB2S-EPW2-12



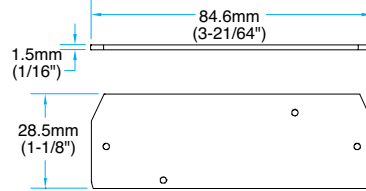
WTB2S-EPW2-22



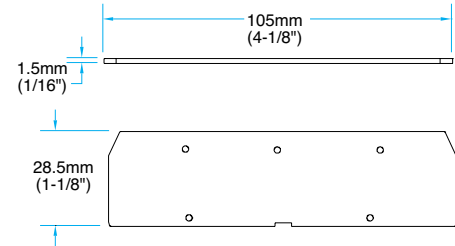
WTB2S-EPW4



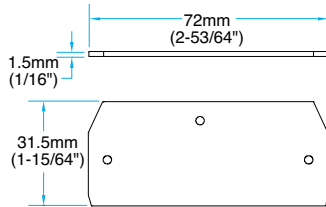
WTB2S-EPW4-12



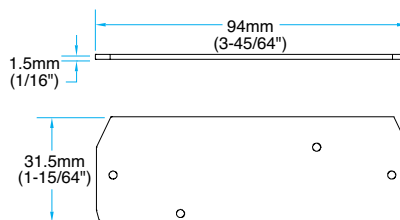
WTB2S-EPW4-22



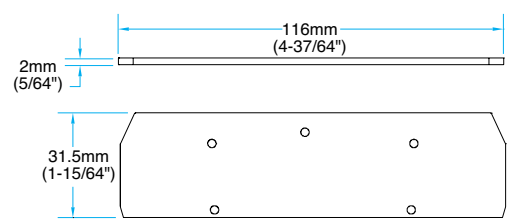
WTB2S-EPW6



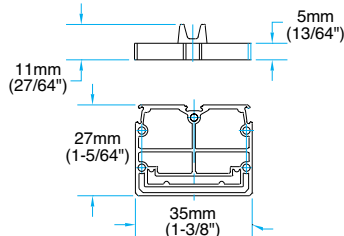
WTB2S-EPW6-12



WTB2S-EPW6-22



WTB2S-EPMW2



**SPRING CLAMP PARTITION PLATES**

